



PreK-12 Appropriations Committee

Tuesday, November 3, 2009
1:30 p.m. – 4:30 p.m.
404 House Office Building

Meeting Packet



The Florida House of Representatives

PreK-12 Appropriations Committee

Larry Cretul
Speaker

Anitere Flores
Chair

Meeting Agenda

Tuesday, November 3, 2009
1:30 p.m. to 4:30 p.m.
404 House Office Building

- I. Call to Order
- II. Roll Call
- III. Department of Education's Schedule VIII B - Priority Listing of Agency Budget Issues for Possible Reduction for Legislative Budget Request Year 2010-2011
Florida Department of Education
Linda Champion, Deputy Commissioner, Finance & Operations
- IV. Implementation of the School District Virtual Instruction Program Presentation
Florida Department of Education
Dr. Frances Haithcock, Chancellor, Public Schools
- V. Implementation of Florida Assessments for Instruction in Reading Presentation
Florida Department of Education
Dr. Frances Haithcock, Chancellor, Public Schools
- VI. Adjournment



Florida Department of Education

November 3, 2009

School District Virtual Instruction Program

Presented by:

Dr. Frances Haithcock, Chancellor

Primary Contact:

Sally Roberts, Educational Policy Consultant

Type of Virtual Instruction Program

PREVIOUS

- **Full-time K-8**
- **Part-time option for grade 9-12 students enrolled in career education, dropout prevention and academic intervention programs or DJJ programs**
- **85% of instruction provided by a certified teacher**
- **Funding for grades 6-8 based on promotion to higher grade level**

See handout for list of all virtual options for students

NEW

- **Full-time for students in grades K-12**
- **Full-time or part-time option for grade 9-12 students enrolled in dropout prevention and academic intervention programs or DJJ programs**
- **50% (K-5) and 80% (6-12) of direct instruction provided by certified teacher**
- **Funding for grades 6-8 based on successful course completions**

School District Options

- **Contract with Florida Virtual School (FLVS)**
- **Establish a franchise of FLVS**
- **Contract with an approved provider**
- **Enter into an agreement with another school district**

Options Used by School Districts

- All 67 contracted with FLVS and/or approved providers
- 17 also have district-operated programs
 - 15 are using district franchises of FLVS
 - 2 district-operated other than franchise
- 12 districts using NEFEC for contracting

FLVS/Provider Contracts for 2009-10

Provider	# of Districts
FLVS FT	54
FLVS/Connections Academy	47
District Franchise of FLVS	17
Advanced Academics	1
CompuHigh	0
Educational Options, Inc.	6
K12, Florida	43
Kaplan Virtual Education	4

Number of Students

- 9/29/09 – over 2,100 students were enrolled in VIP (unofficial)*
- Official student count following October (Survey 2)

*Does not include students in district franchises

FTE Reporting

- **FTE reported by district of residence**
- **Funding to be transferred to district providing virtual instruction, if different**

Issues

- **Creates security and confidentiality issues**
- **Requires major programming revisions**

DOE Implementation for VIP

- **Conducted additional approval for Full-Time 9-12**
- **Provided Technical Assistance**
- **Updated FTE Instructions for funding**
- **Revised SBE Rule for Provider Approval (Sept. '09)**
- **Revised Application Questions for Provider Approval**
- **Developed Electronic Application**
- **Conducting Provider Approval Process for 2010-11 through 2012-13**

Safety Net for State-Level K-8 Virtual Students Item 76, 2009 General Appropriations Act

- Allows students enrolled in two state-level K-8 virtual schools in 2008-09 to remain in program for 2009-10
- Funded through FEFP rather than by line item
- Districts, rather than DOE, will contract with state-level schools

DOE Implementation Safety Net for State-Level K-8 Virtual Students

- DOE surveyed districts for interest in contracting for safety net students
- DOE developed a contract template
- Survey resulted in two volunteers to provide contracting services statewide
 - FLVS will contract for safety net students in Florida Connections Academy
 - Palm Beach County will contract for safety net students in Florida Virtual Academy (K12)

Number of Safety Net Students

Florida Connections Academy	105 students
Florida Virtual Academy	60 students

Where can you get more information?

- <http://www.fldoe.org/Schools/virtual-schools/DistrictVIP.asp>
- Sally.Roberts@fldoe.org

Florida's Public K-12 Virtual Education Options, 2009-10

	Florida Virtual School (FLVS)*	District Franchise of FLVS	District Virtual Instruction Program (VIP)	Other District Programs	State-level K-8 Virtual School Programs (FCA and FLVA) Transitioning Out
Statutory Authority	1002.37	1002.37	1002.45	1002.45(9)	1002.415
Type of Program	Primarily Supplemental	Part-time/Full-time	Primarily Full-time Part-time or Full-time for DOP, AI, or DJJ in 9-12	Supplemental in district schools	Full-time
Grade Levels	Grades 6-12	Grades 6-12	Grades K-12	Varies	Grades K-8
Student Eligibility	Public, private, and home education students	Public, private, and home education students	Public school students and military dependents	These are public school students in district public schools	Public school students (grades 2-8), K-1, and siblings
Funding	FEFP based on successful completions (courses passed or credits earned)	FEFP based on successful completions (courses passed or credits earned) Limited to 1.0 FTE	FEFP based on successful completions (promotion for K-5, courses passed (6-8), credits earned (9-12) Limited to 1.0 FTE	FEFP	Previously by Line Item 2009-10-FEFP Based on seat-time (enrollment and attendance) Limited to 1.0 FTE
Accountability	Performance Funding Not in state or federal accountability because program is supplemental Accountability goes to school of record in district	Performance funding If full-time, same accountability as other public schools in district If part-time, accountability goes to school of record	Performance Funding District-operated: virtual program in accountability Provider-operated: provider receives statewide grade Grade D or F for one year—submit SIP to DOE Grade D or F for 2 of 4 years—contract or program terminated	Part of school's accountability	In state and federal accountability Grade D or F for one year—submit SIP to DOE Grade D or F for 2 of 4 years—Contract terminated

* If FLVS contracts to operate District VIP program, they must meet requirements of section 1002.45, F.S.

**Florida Assessments for
Instruction In Reading**

Florida Assessments for Instruction in Reading (FAIR)

Florida Department of Education
Frances Haithcock, K-12 Chancellor
Florida Center for Reading Research (FCRR)
Dr. Barbara Foorman, Director



FAIR Facts

- Initiated in 2007 by the Department of Education in collaboration with the Florida Center for Reading Research (FCRR)
- Conducted implementation study in 2007-08 and 2008-09
- Launched statewide in fall 2009: over 1.6 million students assessed
- Administered three times a year with additional ongoing measures available
- Assists Florida in its efforts to provide additional computer-based assessment in the future
- Offered free of charge to Florida school districts

Why New Reading Assessments?

- To provide a powerful tool for Florida teachers to better inform instruction based on individual student needs
- To provide a streamlined, consistent measure across the state in order to reduce unnecessary assessment of students, preserve instructional time, and substantially decrease assessment costs for districts

Benefits of using FAIR

- Valid and reliable tool for monitoring student progress
- Strong psychometric test properties form the basis for all assessments
- Broad Screen tasks are directly related to Florida standards and predict to end of year outcome measures (SESAT, SAT-10, and FCAT)

Benefits of using FAIR

- Access to the Progress Monitoring and Reporting Network (PMRN) for recording student scores (by hand or scoring tool in K-2, automatically in 3-12)
- Access to the PMRN reports that assist teachers in analyzing student data to better inform instruction
- Links to instructional resources for teachers (PMRN reports, search tool, program specific professional development)
- Passages equated for difficulty to allow for accurate progress monitoring and comparison of student performance

FAIR Administration

- Internet-based options
 - Teacher Administered in K-2
 - Electronic Scoring Tool – paper and pencil scoring also available
 - Computer-administered in grades 3-12
 - Adaptive assessment provides precise ability placement for reading comprehension tasks to monitor students at their instructional level

Comprehensive Assessment System

1. **Phonemic Awareness**
2. **Phonics**
3. **Fluency**
4. **Vocabulary**
5. **Text Comprehension**
6. **Orthographic Skills
(Spelling)**

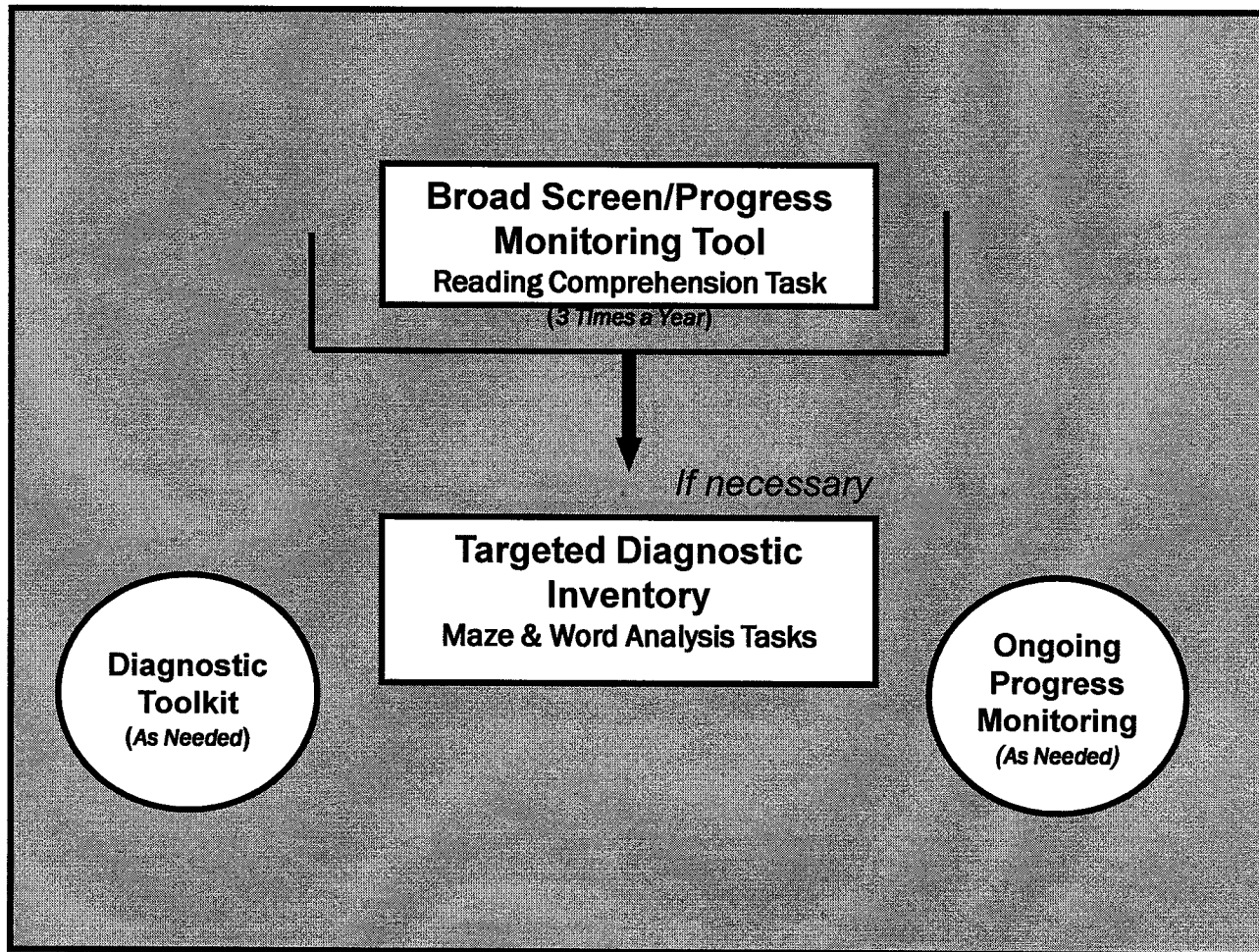
	K-2	3-12
1. <u>Phonemic Awareness</u>	✓	
2. <u>Phonics</u>	✓	✓
3. <u>Fluency</u>	✓	✓
4. <u>Vocabulary</u>	✓	*
5. <u>Text Comprehension</u>	✓	✓
6. <u>Orthographic Skills (Spelling)</u>	✓	✓

* embedded in text comprehension

The K-2 “Big Picture” Map

<p>Broad Screen/Progress Monitoring Tool (BS/PMT) “All” students</p>	<ul style="list-style-type: none"> • Letter Naming & Sounds • Phonemic Awareness • Word Reading
<p>Broad Diagnostic Inventory (BDI) “All” students “Some” students for vocabulary</p>	<ul style="list-style-type: none"> • Listening Comprehension • Reading Comprehension • Vocabulary • Spelling (2nd grade only)
<p>Targeted Diagnostic Inventory (TDI) “Some” students; some tasks</p>	<ul style="list-style-type: none"> • K = 9 tasks • 1st = 8 tasks • 2nd = 6 tasks
<p>Ongoing Progress Monitoring (OPM) “Some” students</p>	<ul style="list-style-type: none"> • K – 2 = TDI tasks • 1 – 2 = ORF

Grades 3-12 Assessments Model



In Support of FAIR

- Professional Development:
 - Over 6,000 master trainers for FAIR were trained in the spring and summer 2009 by Just Read, Florida! and FCRR.
 - Master trainers train teachers on FAIR administration and instructional implications.
 - Over 2,500 principals received FAIR administrator overview training.

In Support of FAIR

➤ Other Resources:

- PMRN help desk and Just Read, Florida staff available 8:00-5:00 Monday through Friday
- FAIR technical tips, users' guides, and frequently asked questions are available at the FCRR website: **www.fcrr.org/fair/index.htm** and the Just Read, Florida! website: **www.justreadflorida.com/instrreading.asp**
- LEaRN (Literacy Essentials and Reading Network) **www.justreadflorida.com/LEaRN**: FAIR resources for teachers, coaches, and principals which include training videos and clips of master trainers administering FAIR to students.

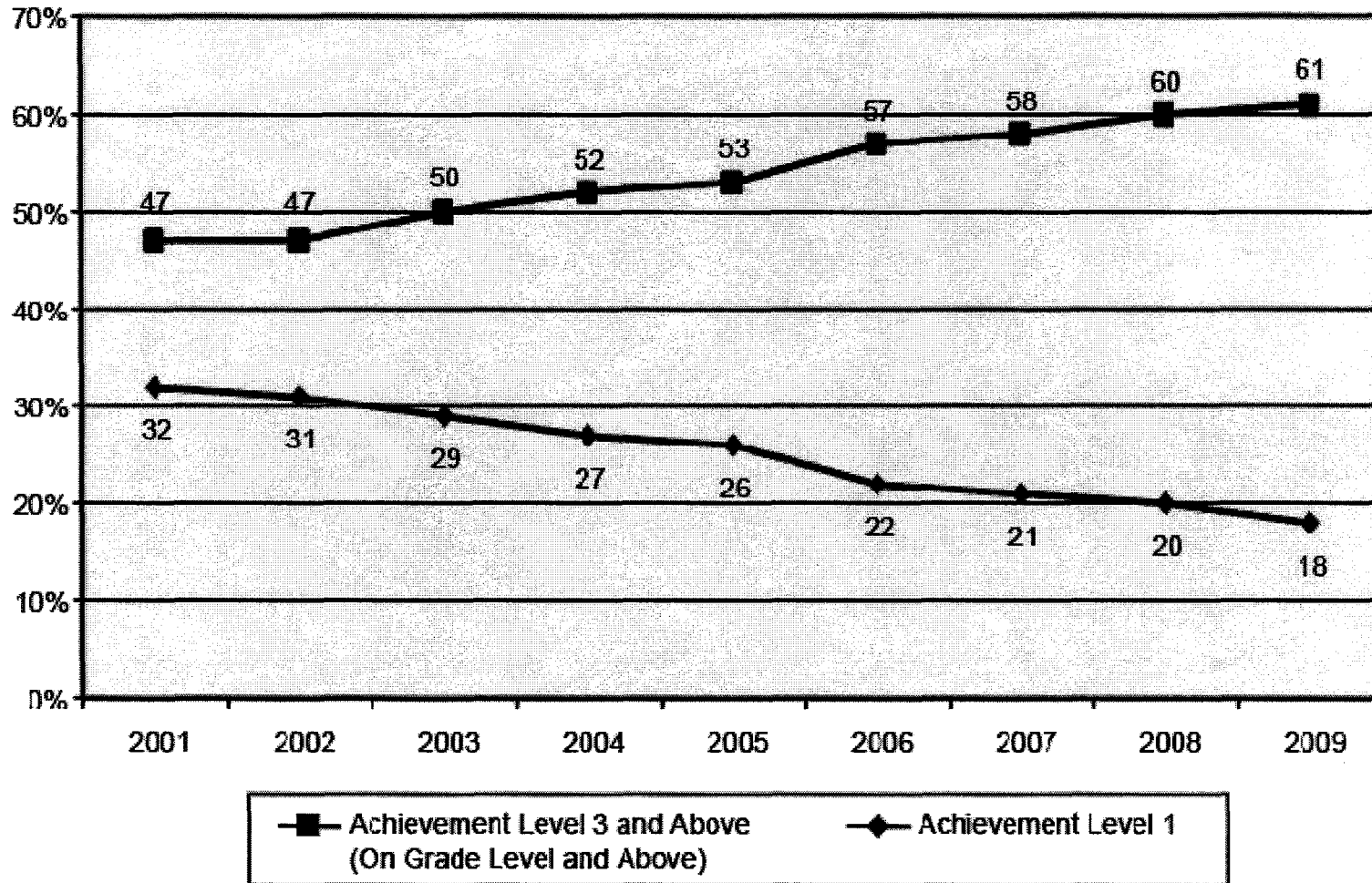
Who is administering FAIR?

- FAIR is optional for all school districts.
- The one exception is Florida's Kindergarten Readiness Screening (FLKRS) - four tasks from FAIR must be used for this screening measure in all school districts.
- 71 of 75 school districts decided to use FAIR in all schools.
- Four districts decided to use FAIR at selected schools and grade levels.

Sustaining FAIR in 2010-11

- Federal (Reading First) funds initially used to develop FAIR beginning in 2007
- State funding provided to supplement federal funds to sustain FAIR infrastructure – 2007 to present
- The 2009-10 legislative appropriation to the Just Read, Florida! initiative was sufficient to maintain the infrastructure for FAIR during the current school year.
- Continuation of FAIR is dependent upon state funding, since Reading First federal funds have been eliminated for 2010-2011.

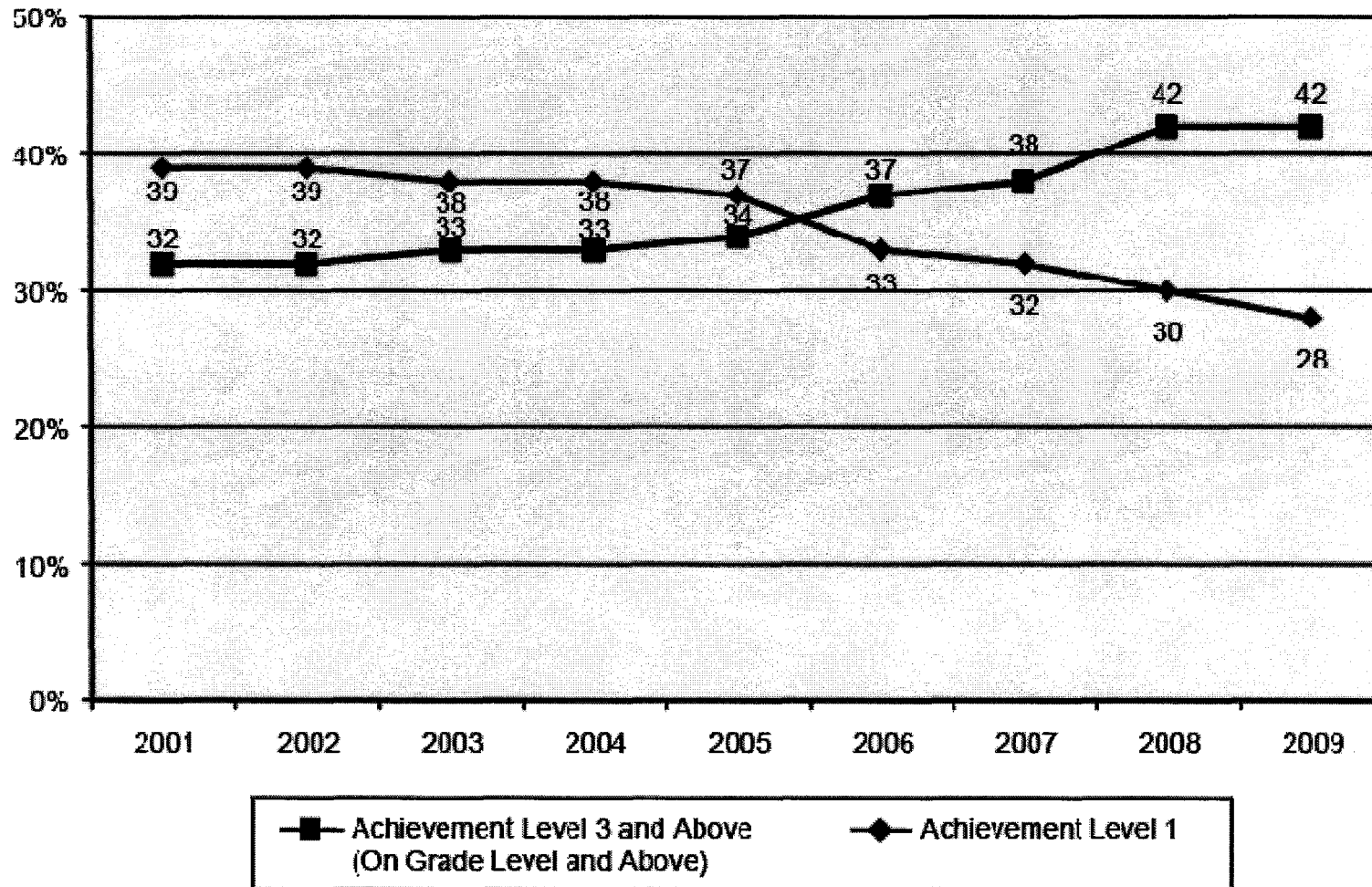
FCAT Reading by Achievement Level Grades 3-10



In 2009, 61 percent of all students in Grades 3-10 were performing at or above Achievement Level 3 (on grade level and above) on FCAT Reading. This is an increase from 47 percent in 2001, 47 percent in 2002, 50 percent in 2003, 52 percent in 2004, 53 percent in 2005, 57 percent in 2006, 58 percent in 2007, and 60 percent in 2008. In 2009, 18 percent of all students in Grades 3-10 were performing at Achievement Level 1 on FCAT Reading. This is a decrease from 32 percent in 2001, 31 percent in 2002, 29 percent in 2003, 27 percent in 2004, 26 percent in 2005, 22 percent in 2006, 21 percent in 2007, and 20 percent in 2008.

Source: K20 Education Data Warehouse
Florida Department of Education, May 2009

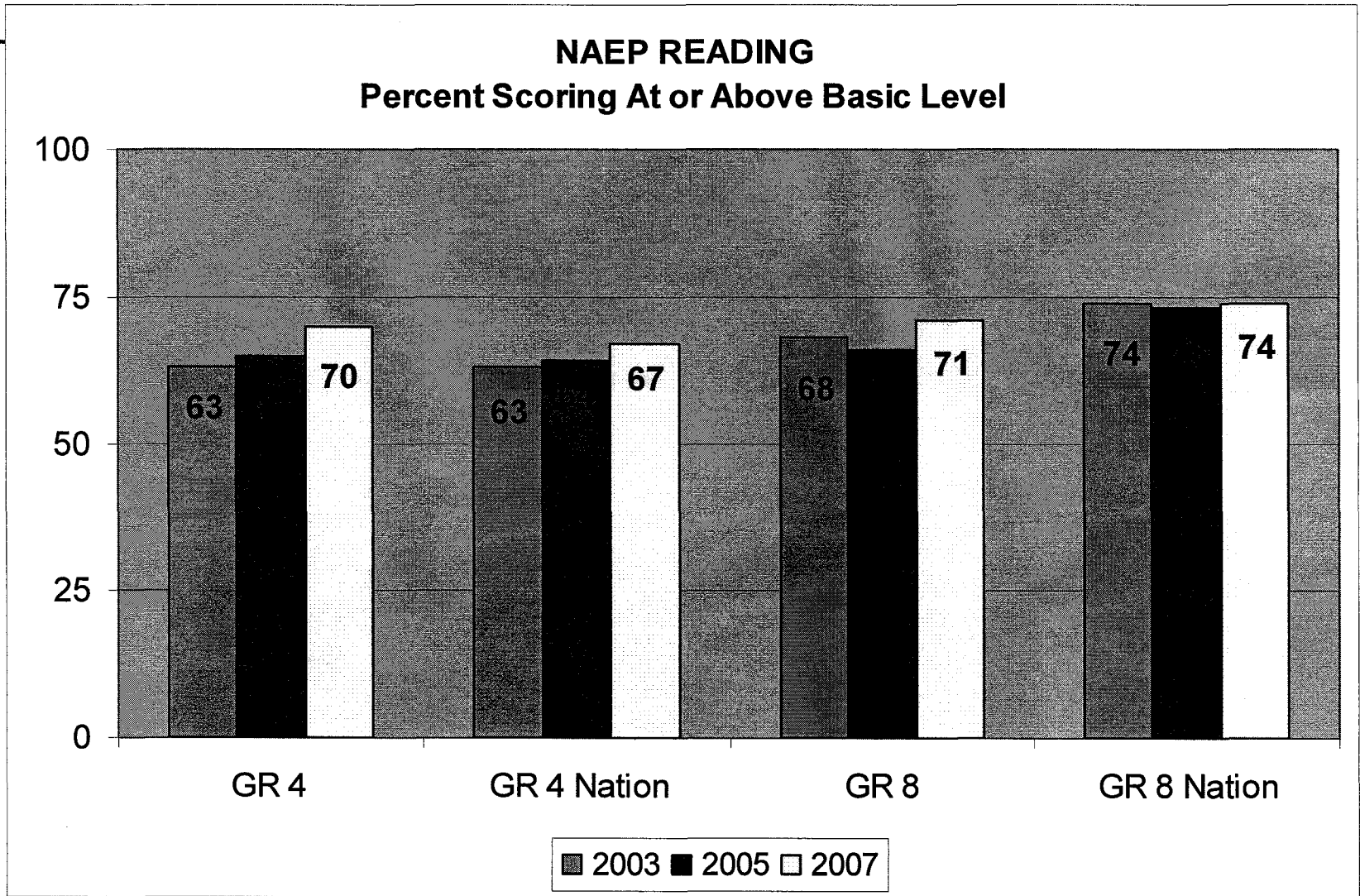
FCAT Reading by Achievement Level Grades 9 and 10



In 2009, 42 percent of all students in Grades 9 and 10 were performing at or above Achievement Level 3 (on grade level and above) on FCAT Reading. This is an increase from 32 percent in 2001, 32 percent in 2002, 33 percent in 2003, 33 percent in 2004, 34 percent in 2005, 37 percent in 2006, 38 percent in 2007, and is equal to 42 percent in 2008. In 2009, 28 percent of all students in Grades 9 and 10 were performing at Achievement Level 1 on FCAT Reading. This is a decrease from 39 percent in 2001, 39 percent in 2002, 38 percent in 2003, 38 percent in 2004, 37 percent in 2005, 33 percent in 2006, 32 percent in 2007, and 30 percent in 2008.

Source: K20 Education Data Warehouse
Florida Department of Education, May 2009

National Assessment of Educational Progress (NAEP) FLORIDA



Just Read, Florida! Funding 2002-2010

Year Appropriated	JRF Legislative Appropriation	FEFP Reading Allocation	Reading First
2002	N/A	N/A	\$47.2 million
2003	\$13.4 million	N/A	\$50 million
2004	\$38.4 million	N/A	\$55.3 million
2005	\$12.5 million	\$89 million	\$57.1 million
2006	\$10 million	\$111.8 million	\$59.7 million
2007	\$18.5 million	\$116.9 million	\$49.9 million
2008	\$12.5 million	\$111.5 million	\$20.1 million
2009	\$4.6 million	\$101.9 million	N/A

Contact Information

- Dr. Barbara Foorman,
bfoorman@fcrr.org
- Dr. Frances Haithcock,
frances.haithcock@fldoe.org