



State Administration & Technology Appropriations Subcommittee

**Tuesday, December 12, 2023
1:00 PM - 3:00 PM
Webster Hall (212 Knott)**

MEETING PACKET

Committee Meeting Notice

HOUSE OF REPRESENTATIVES

State Administration & Technology Appropriations Subcommittee

Start Date and Time: Tuesday, December 12, 2023 01:00 pm

End Date and Time: Tuesday, December 12, 2023 03:00 pm

Location: Webster Hall (212 Knott)

Duration: 2.00 hrs

Presentation of the Governor's Recommended Budget for Fiscal Year 2024-2025

Update on the My Safe Florida Home Program

To submit an electronic appearance form, and for information about attending or testifying at a committee meeting, please see the "Visiting the House" tab at www.myfloridahouse.gov.

NOTICE FINALIZED on 12/05/2023 3:00PM by CTR

**Presentation of the Governor's Recommended
Budget for Fiscal Year 2024-2025**

FOCUS ON FLORIDA'S FUTURE



FISCAL YEAR 2024-2025

State Administration and Technology Appropriations
Subcommittee

General Government





Governor's Office of Policy and Budget General Government Unit

Department of Business and Professional Regulation

Florida Gaming Control Commission

Department of Lottery

Department of Management Services

Florida Digital Service

Division of Administrative Hearings

Commission on Human Relations

Public Employee Relations Commission

Department of Financial Services

Office of Financial Regulation

Office of Insurance Regulation

Department of Revenue

Public Service Commission



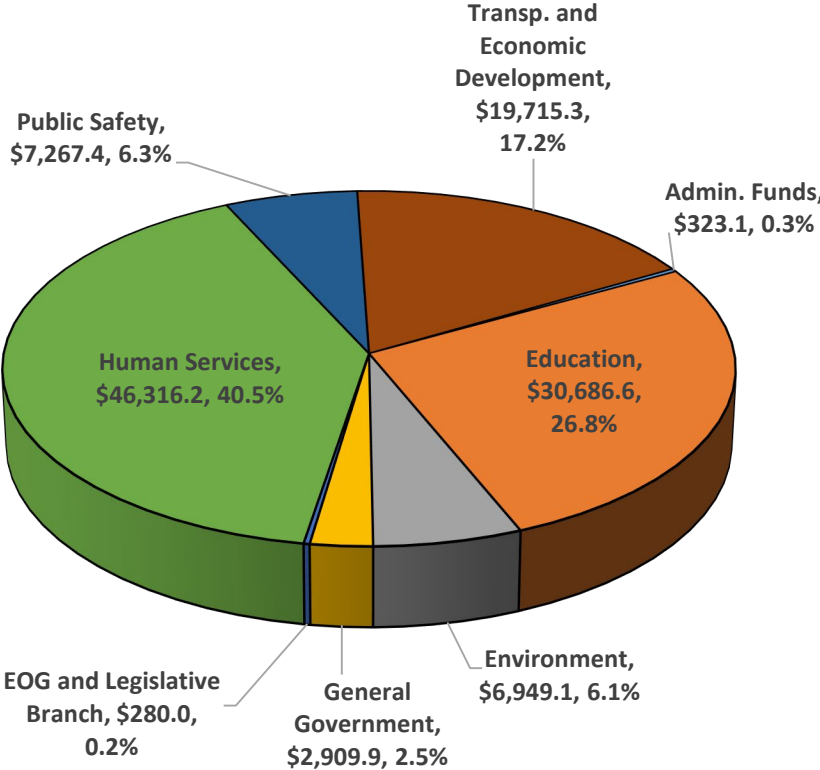
GOVERNOR RON DESANTIS
FISCAL YEAR 2024-2025 BUDGET

FOCUS ON FLORIDA'S FUTURE

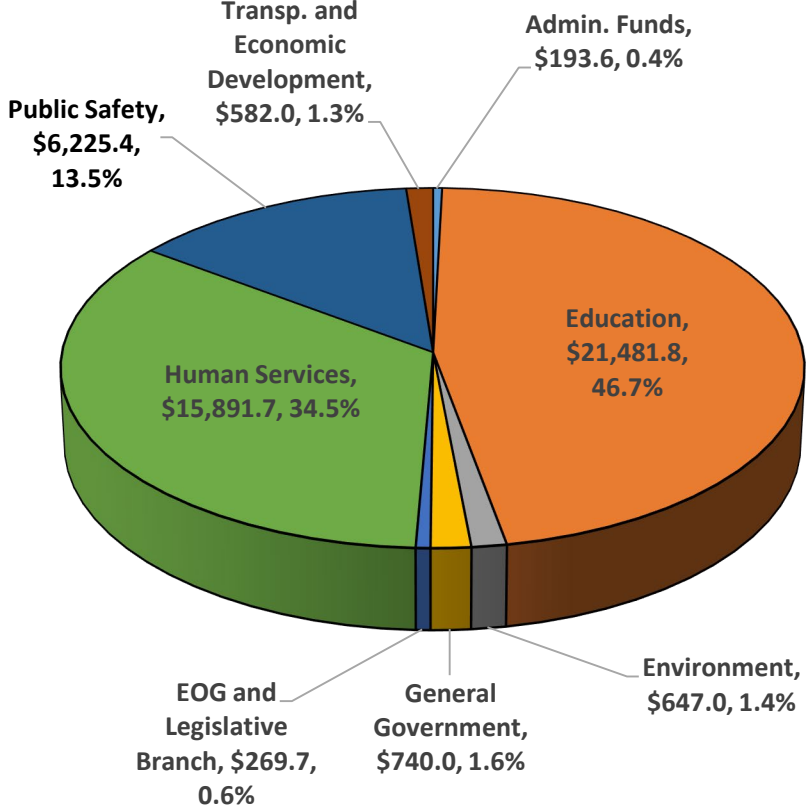


Fiscal Year 2024-25 Governor Recommended Budget

Total Budget
\$114.4 Billion

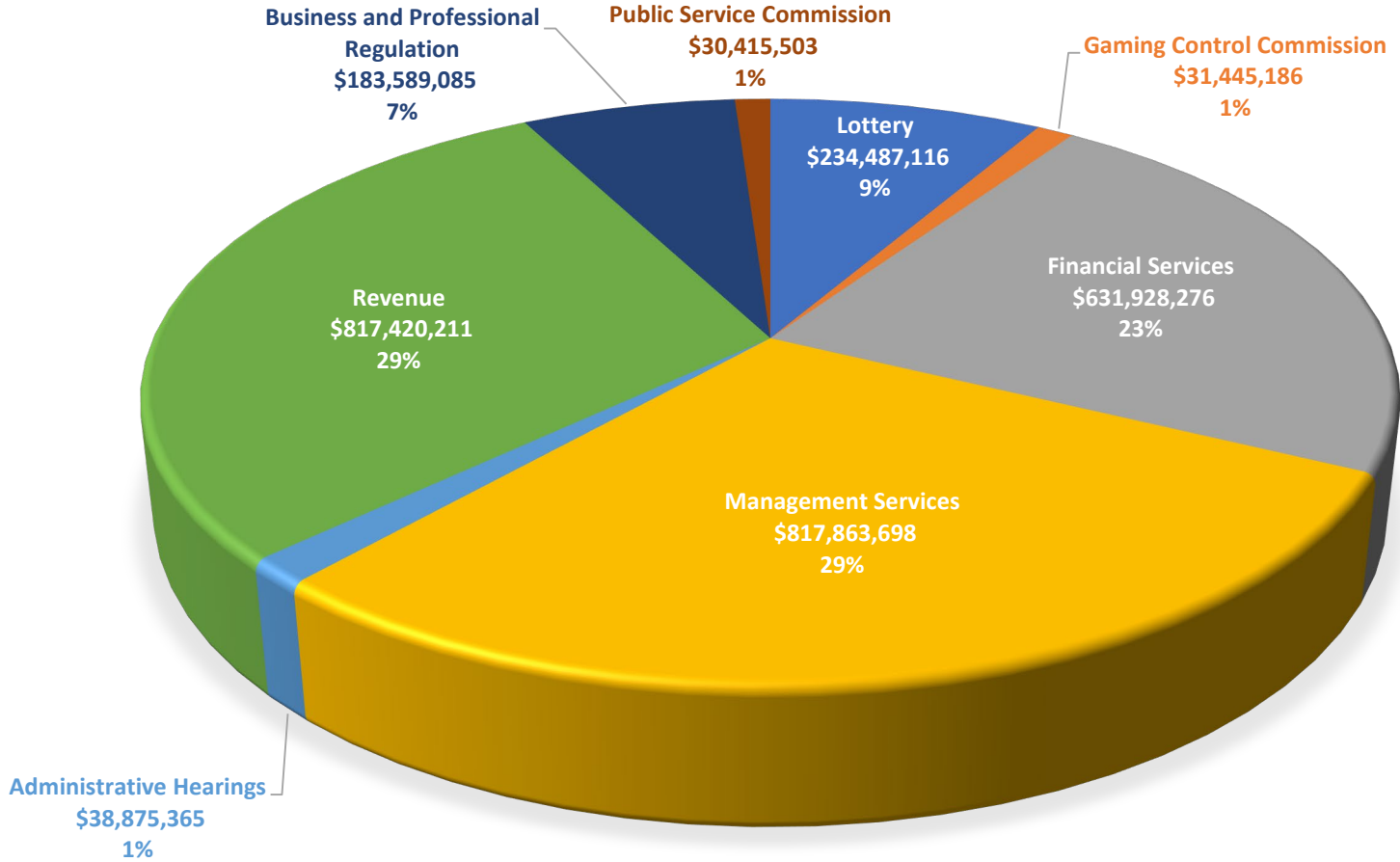


Total General Revenue
\$46.0 Billion



Governor's Recommended Budget Fiscal Year 2024-25

General Government \$2.8 billion



FY 2024-25 Budget – FTE Recommendations

| Agency | FY 2023-24 FTE | FY 2024-25 Governor Recommended FTE Reduction | FY 2024-25 Governor Recommended FTE Increase | FY 2024-25 Governor Recommended FTE Net Increase/Decrease | FY 2024-25 FTE Proposed |
|----------------------------|------------------|---|--|---|-------------------------|
| DBPR | 1,570.25 | (14.00) | 12.00 | (2.00) | 1,568.25 |
| DOL | 424.50 | (2.00) | 17.50 | 15.50 | 440.00 |
| FGCC | 188.00 | (7.00) | 9.00 | 2.00 | 190.00 |
| DMS | 916.50 | (13.00) | 10.00 | (3.00) | 913.50 |
| PERC | 30.00 | - | - | - | 30.00 |
| FCHR | 75.00 | - | - | - | 75.00 |
| DOAH | 216.00 | (3.00) | 27.00 | 24.00 | 240.00 |
| DFS | 1,949.50 | (60.00) | 21.00 | (39.00) | 1,910.50 |
| OIR | 310.00 | (3.00) | - | (3.00) | 307.00 |
| OFR | 364.00 | (19.00) | 4.00 | (15.00) | 349.00 |
| DOR | 5,011.75 | (80.50) | 3.00 | (77.50) | 4,934.25 |
| PSC | 272.00 | (12.00) | - | (12.00) | 260.00 |
| Total Unit Agencies | 11,327.50 | (213.50) | 103.50 | (110.00) | 11,217.50 |

The Fiscal Year 2024-25 Governor’s Recommended Budget provides for a net reduction of over 1,000 FTE statewide.



Department of Business and Professional Regulation

| Major Issues Funded | Amount |
|---|-----------------------------|
| Resources to Improve License Processing Services | \$2.8 million / 8 positions |
| Cybersecurity & Help Desk Improvements | \$531,087 / 4 positions |
| Hospitality Education Program | \$311,084 |
| Law Enforcement Recruitment, Training and Equipment | \$195,460 |



Florida Gaming Control Commission

| Major Issues Funded | Amount |
|--|-------------------------------|
| Gaming Enforcement Resources & Equipment | \$1.5 million / 9 positions |
| Information Technology Initiatives | \$1.6 million |
| <i>Email Archive Migration</i> | <i>\$721,000</i> |
| <i>Customer Service Ticketing System</i> | <i>\$546,480</i> |
| <i>Staffing Resources</i> | <i>\$306,960 / 1 position</i> |



Department of Lottery

| Major Issues Funded | Amount |
|---|-----------------------------|
| Resources to Maximize Ticket Sales | \$1.5 million / 8 positions |
| <i>Sales Representative Performance Reward Plan</i> | \$712,500 |
| <i>Retailer Contract Staff Increase</i> | \$244,687 / 3 positions |
| <i>Sales Staff Increase</i> | \$579,937 / 5 positions |
| Additional Technology Resources | \$1.9 million / 7 positions |
| Systems Replacement & Modernization | \$2.4 million |
| Operational Cost Increases | \$1.7 million |



Department of Management Services

| Major Issues Funded | Amount |
|--|---------------------------|
| Statewide Law Enforcement Radio System | \$10.2 million |
| Emergency 911 Call Services | \$32 million |
| Schools and Libraries E-Rate Match Program | \$5 million |
| Florida Facilities Pool HVAC Control Device Refresh – Year 1 | \$2.2 million |
| Florida Facilities Pool Resources and Operations | \$3 million / 3 positions |
| Florida Facilities Pool Maintenance and Repair | \$14.2 million |



Department of Management Services

| Major Issues Funded | Amount |
|---|---------------------------|
| State Personnel System Initiatives | \$13 million / 1 position |
| People First Future Generation Solution | \$19.4 million |
| Florida Retirement System – Enhanced Support, Functionality, and Security | \$1.7 million |
| Resources to Support Health Insurance Administration | \$1.6 million |



Department of Management Services - Florida Digital Service

| Major Issues Funded | Amount |
|--|---------------|
| Continue and Expand Cybersecurity Resiliency | \$40 million |
| IT Strategic Plan Advisory Services | \$1.5 million |
| IT Service Management and Governance Solution | \$2 million |
| Data Governance, Management and Interoperability | \$1.7 million |



Division of Administrative Hearings

| Major Issues Funded | Amount |
|---|------------------------------|
| Resources to Support Citizens Property Insurance Caseload | \$4.8 million / 27 positions |
| <i>Administrative Law Judges (18 positions)</i> | <i>\$4.2 million</i> |
| <i>Judicial Assistants (6 positions)</i> | <i>\$428,509</i> |
| <i>Finance & Technology Staff (3 positions)</i> | <i>\$225,878</i> |
| New Headquarters Rent | \$180,990 |

Public Employee Relations Commission

| Major Issues Funded | Amount |
|--|---------------|
| Pay Increases to Support Recruitment and Retention | \$1.3 million |
| Outside Legal Counsel | \$500,000 |



Department of Financial Services

| Major Issues Funded | Amount |
|--|-----------------------------|
| My Safe Florida Home Grant Program | \$107 million / 3 positions |
| Information Technology Initiatives | \$10.4 million |
| Planning, Accounting, and Ledger Management (PALM) Project | \$50 million |
| Anti-Fraud Initiatives | \$1.4 million |
| Investigative Response Equipment and Training | \$1.9 million |
| State Fire College and Arson Lab Renovations and Repairs | \$9 million |



Office of Insurance Regulation

| Major Issues Funded | Amount |
|---|---------------|
| Information Technology Enhancements | \$1.1 million |
| Reinsurance Advisory Services | \$475,000 |
| Homeowners' Insurance Premium Mitigation Research | \$200,000 |



Department of Revenue

| Major Issues Funded | Amount |
|--|----------------------------|
| Distribution to Fiscally Constrained Counties | \$72 million |
| Aerial Photography for Fiscally Constrained Counties | \$922,812 |
| Information Technology Initiatives | \$62 million / 3 positions |
| Operational Costs | \$2.6 million |



Office of Policy and Budget

General Government Unit

Executive Office of the Governor

850-717-9509



**Update on the My Safe
Florida Home Program**

My Safe Florida Home Program

House State Administration and Technology Appropriations
Subcommittee

December 12, 2023

What is My Safe Florida Homes?

The My Safe Florida Home Program (Program) is a wind mitigation grant Program to harden single family homes against future wind damage. Through home hardening, the Program's goal is to help homeowners obtain the lowest possible insurance premiums.

Two grant types: Matching - \$2 for every \$1, up to \$10,000
 Low Income - No matching required, up to \$10,000

My Safe Florida Home (MSFH) - Budget

- The MSFH budget (since inception):

| Home Inspections | Mitigation Grants | Education & Consumer Awareness | Administration |
|------------------|-------------------|--------------------------------|----------------|
| \$25 million | \$391.1 million | \$1.3 million | \$15.7 million |

Program Requirements

Statutory Wind Inspection Qualifications:

- Site-built,
- Single-family,
- Residential home.
- Homeowner must prove homestead exemption.
- Townhomes added 7/1/23.



Statutory Grant Qualifications:

- Home must be a dwelling with an insured value of \$700,000 or less.
- The building permit application for initial construction of the home must have been made before July 1, 2008.

What does the grant pay for?

Roof related items:

- Roof deck attachments
- Roof-to-wall connections
- Secondary water barrier for roof

Opening protection improvements:

- Hurricane impact windows and doors
- Hurricane shutters for windows and doors

The Steps

The Program follows these basic steps:

- Complete an initial home inspection to determine what areas of the home could be improved.
- Following initial inspection, the homeowner applies for a mitigation grant.
- Once approved for the grant, funds are set aside for the homeowner, pending completion of the work.
- Homeowner selects a contractor, and work can begin.
- Following completion of the work, homeowner request final inspection.
- Final inspection is completed.
- Homeowner request reimbursement and submits required receipts.
- Reimbursement is processed.

My Safe Florida Home - Administration

- The Program is primarily outsourced from an administration perspective however, DFS is involved in daily operational oversight.
- The primary contractor handles:
 - ✓ The application portal,
 - ✓ Review and approval of request for inspections and grants,
 - ✓ Customer service calls and correspondence,
 - ✓ Communications with inspection vendors.
- Four contractors conduct home inspections state wide.
- DFS conducts:
 - ✓ Contract management activities,
 - ✓ Program outreach and education,
 - ✓ Payment auditing and processing, and
 - ✓ Review of requests for reconsideration.

My Safe Florida Home - Milestones

- November 18, 2022 - first applications for home inspections.
- December 14, 2022 - first application for a mitigation grant.
- January 4, 2023 - approved the first grant.
- March 10, 2023 - first final (post construction) inspection was completed.
- March 20, 2023 - first reimbursement was processed.
- September 21, 2023 – Grant application portal is closed.
- November 13, 2023 – Governor signs HB 1C, appropriating additional grant funds of \$176 million to the program for existing grant applicants.

MSFH – Current Statistics

As of December 7th:

- Initial home inspections approved: 101,530
- Initial home inspections completed: 92,665
- Grants applications submitted: 40,765
- Grants applications approved: 22,240
- Final home inspection completed: 7,433
- Reimbursements distributed: 4,198
- Total value of reimbursements: \$38,565,902

MSFH – Current Statistics

- Homeowners realizing a premium reduction: 2,050
- Homeowners who did not realize a premium reduction: 1044
- Homeowners who saw a premium increase: 625
- No premium information provided/available: 477

An annual report will be submitted by DFS no later than February 1st in compliance with statute with statistical information about the program.

Positive Feedback

Nick [redacted]
 And thankyou for all the hard work you guys are putting in with this programme
 2w Like Reply 4

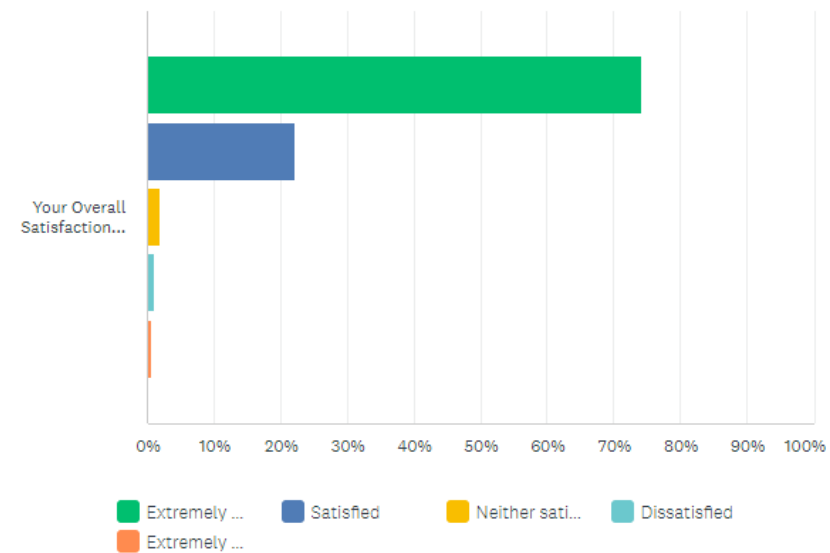
Gayle [redacted] Top fan
 Thank you for the email today giving us status of our grant request! We appreciate all you are doing to keep us informed. Thankful for all those working to help us Floridians secure our home- Happy Thanksgiving!
 2w Like Reply 2

Melanie [redacted]
 Just got our reimbursement check in the mail today. Very grateful for this program.
 2w Like Reply 5

Q8

Overall, how satisfied are you with your MSFH program experience.

Answered: 529 Skipped: 2



MSFH – The Future

The Program's 24/25 Legislative Budget Request:

- Home inspections: \$17.28 million
- Grants: \$200 million
- Administration/Outreach: \$8.5 million (Includes contractor and DFS costs with 3 FTE.)

Questions?

DEPARTMENT OF FINANCIAL SERVICES



CFO JIMMY PATRONIS