



Select Committee on Hurricane Resiliency & Recovery

Monday, December 11, 2023
3:30 pm
Sumner Hall (404 HOB)

Meeting Packet

Committee Meeting Notice

HOUSE OF REPRESENTATIVES

Select Committee on Hurricane Resiliency & Recovery

Start Date and Time: Monday, December 11, 2023 03:30 pm
End Date and Time: Monday, December 11, 2023 05:30 pm
Location: Sumner Hall (404 HOB)
Duration: 2.00 hrs

Presentations relating to local impacts from Hurricane Ian

To submit an electronic appearance form, and for information about attending or testifying at a committee meeting, please see the "Visiting the House" tab at www.myfloridahouse.gov.

NOTICE FINALIZED on 12/04/2023 4:02PM by Jones.Missy



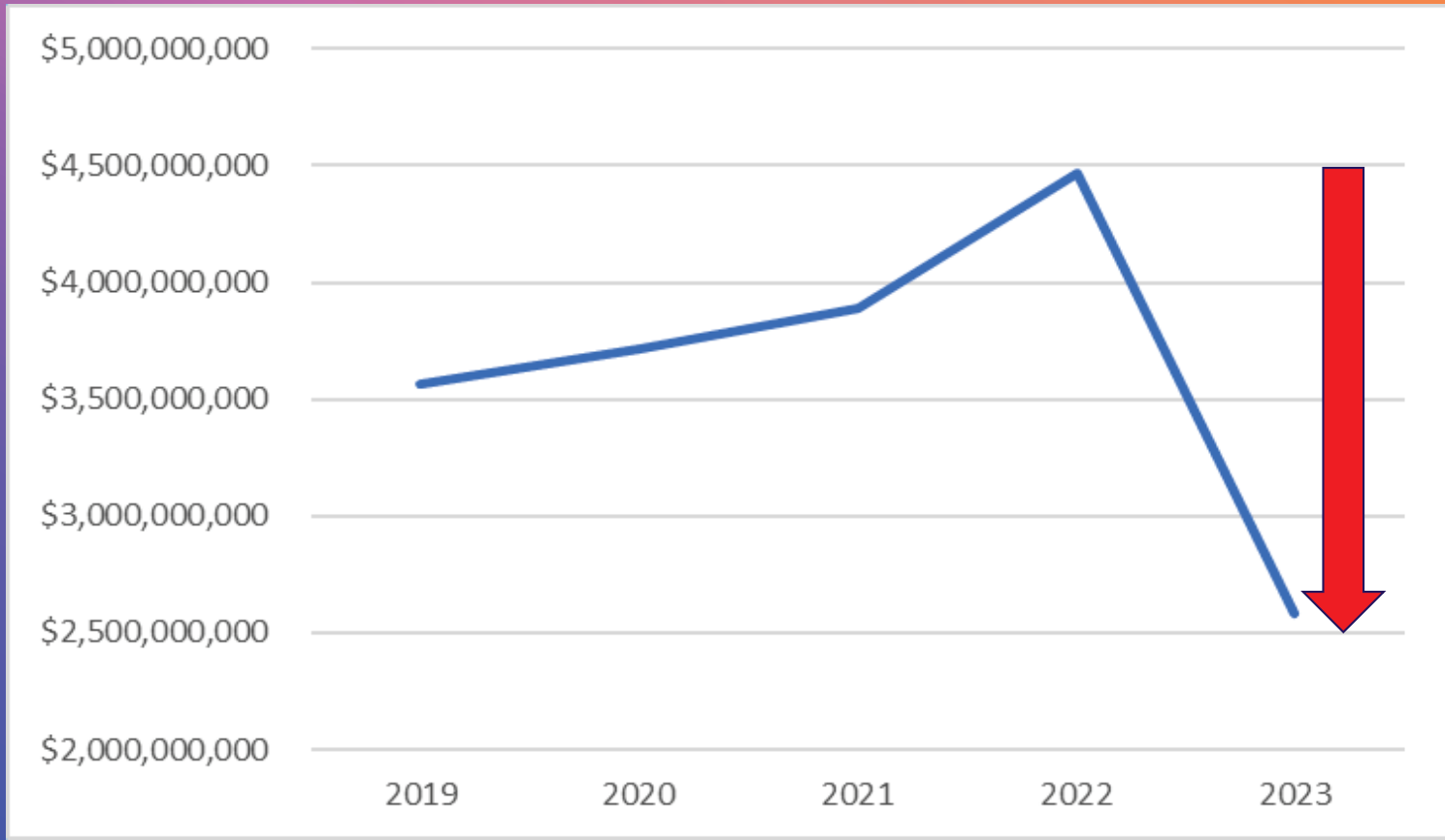
FMBgov.com

FINANCIAL IMPACT OF HURRICANE IAN ON FORT MYERS BEACH

Presented by
Dan Allers, Mayor of Fort Myers Beach



Taxable Value Plummeted 42.3% Losing \$2.8 Billion of Taxable Value





... Resulting in Loss of Ad Valorem Tax Revenue

42.3% loss of taxable value in FY23
will result in projected loss of

\$1,809,084

of Ad Valorem Tax revenue in FY24



Projected Lost Revenue for FY23 & FY24

General Fund	FY23	FY24	Total FY23 & FY24
Parking Revenue	(1,610,438)	(1,600,000)	(3,210,438)
Ad Valorem Taxes	-	(1,809,084)	(1,809,084)
Public Service Tax	(560,600)	(380,000)	(940,600)
State Communications Services	(182,348)	(220,000)	(402,348)
Harborage User Fees	(183,300)	(101,000)	(284,300)
Mound House Revenue	(116,227)	(77,500)	(193,727)



Projected Lost Revenue for FY23 & FY24 (cont.)

General Fund (continued)	FY23	FY24	Total FY23 & FY24
Pool Revenue	(87,000)	(82,000)	(169,000)
Short Term Rental Fees	(91,319)	(69,100)	(160,419)
Right of Way Usage	(98,100)	(52,500)	(150,600)
Bay Oaks Recreational Center	(62,188)	(65,000)	(127,188)
Merchandise Sales	(33,901)	(19,300)	(53,201)
Other	(20,200)	(26,700)	(46,900)
Total General Fund Lost Revenue	(3,045,621)	(4,502,184)	(7,547,805)



Lost Book Value of Assets

Depreciable Assets	Lost Book Value	
Buildings	(3,886,156)	-39%
Infrastructure/Improvements	(7,283,910)	-13%
Vehicles & Equipment	(2,296,619)	-65%
Office Furniture & Computer	(883,502)	-76%
Total Book Value Loss	(14,350,187)	-21%



Emergency Expenditures Through 11/20/2023

Repair & Restoration	15,845,529
Emergency Administration Services	3,183,723
Workforce Overtime	440,564
Temporary Permitting Services	432,278
Temporary Town Hall	375,986
Total Emergency Expenditures	20,278,080



Final Remarks

**John Lai Presentation
and Snapshot**



SANCAP
CHAMBER
EAT | SHOP | STAY | PLAY

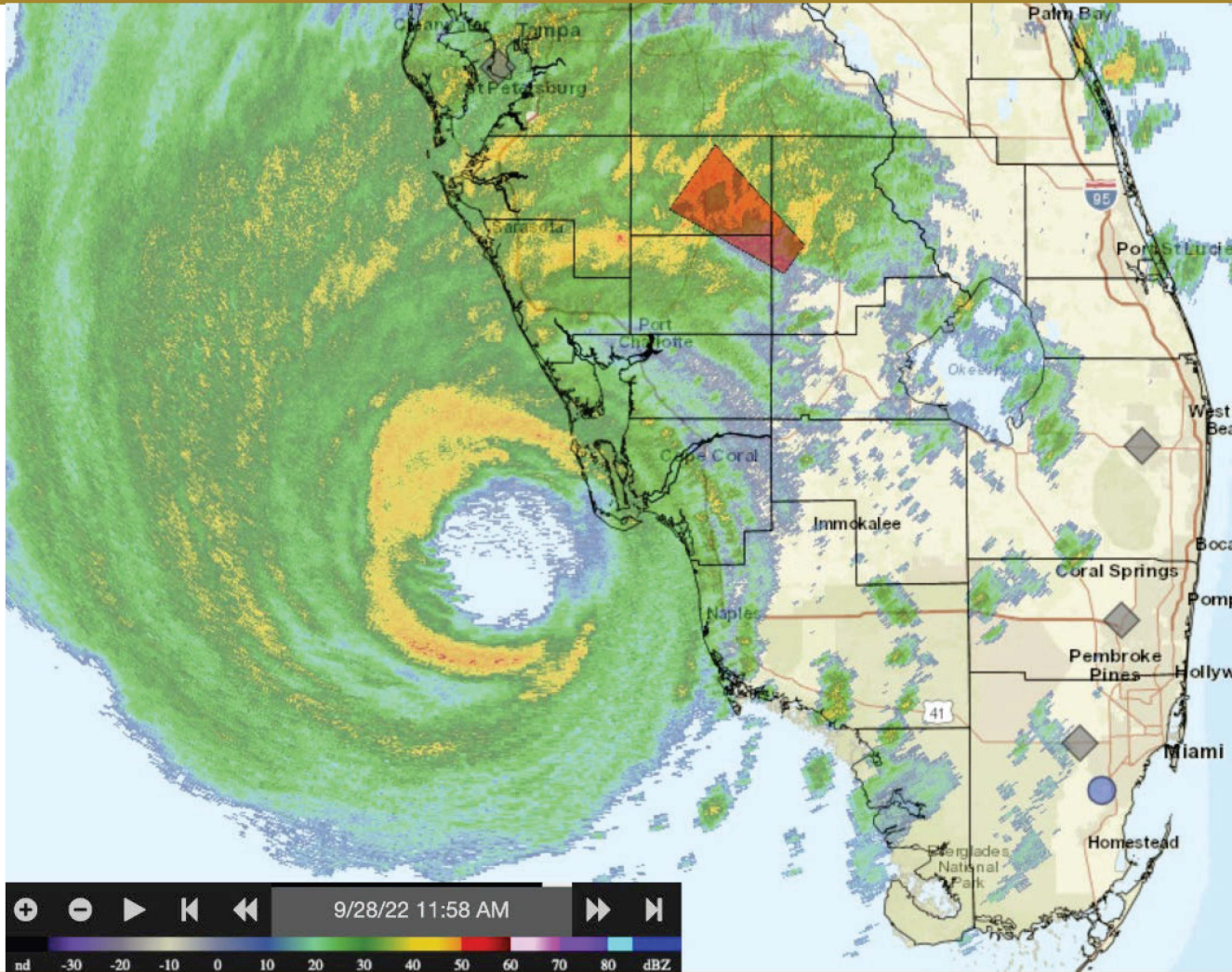


SANCAP CHAMBER

EAT | SHOP | STAY | PLAY



SANCAP
CHAMBER
EAT | SHOP | STAY | PLAY





SANCAP
CHAMBER
EAT | SHOP | STAY | PLAY

About Sanibel and Captiva Islands Pre Jan

- 7500 annual residents
- Up to 40,000 people on island in season
- Approximately 2600 short term lodging units
- 541 business members
- 80,000+ Visitor Center count annually
 - 219 avg per day
- On pace for record year across the board



About Sanibel and Captiva Islands Post Ian

- 1400 annual residents
- Approximately 297 short term lodging units
- Estimate 25% of 2600 by January 2025
- 104 business members
- Averaging 53 visitors per day in Visitor Center
- Goal to keep all open businesses in business and expedite the timeline with 80% of businesses back by 2025



Challenges

- 3m+ cubic yards debris removed from Sanibel and Captiva
- Bridge accessibility
- Water accessibility
- Transportation and housing shortages
- Supply chain
- Insurance, funding, permitting
- HOA Assessments and Reserves
- FEMA and SBA



SBA Results as of July 2023

	Fort Myers	FMB	Sanibel / Captiva		
Have you applied for assistance from the SBA?				Total	
Yes	49	62	78	189	
No	5	33	17	55	
Total	54	95	95	244	
If yes, what is the status?				Total	
Approved	32	46	58	136	
Denied	13	23	20	56	
In Process	9	21	17	47	
In Appeal	0	5	0	5	
Total	54	95	95	244	
If approved, have you received funds?				Total	
Yes	0	0	0	0	0%
No	32	46	58	136	100%
Total	32	46	58	136	



Economic Impact – Tourism Tax

BED TAX FYTD YOY

August 2023

\$34,612,306

▼ 46.3% v. 2022



Economic Impact – Air Travel

RSW AIRPORT PASSENGERS CYTD YOY

August 2023

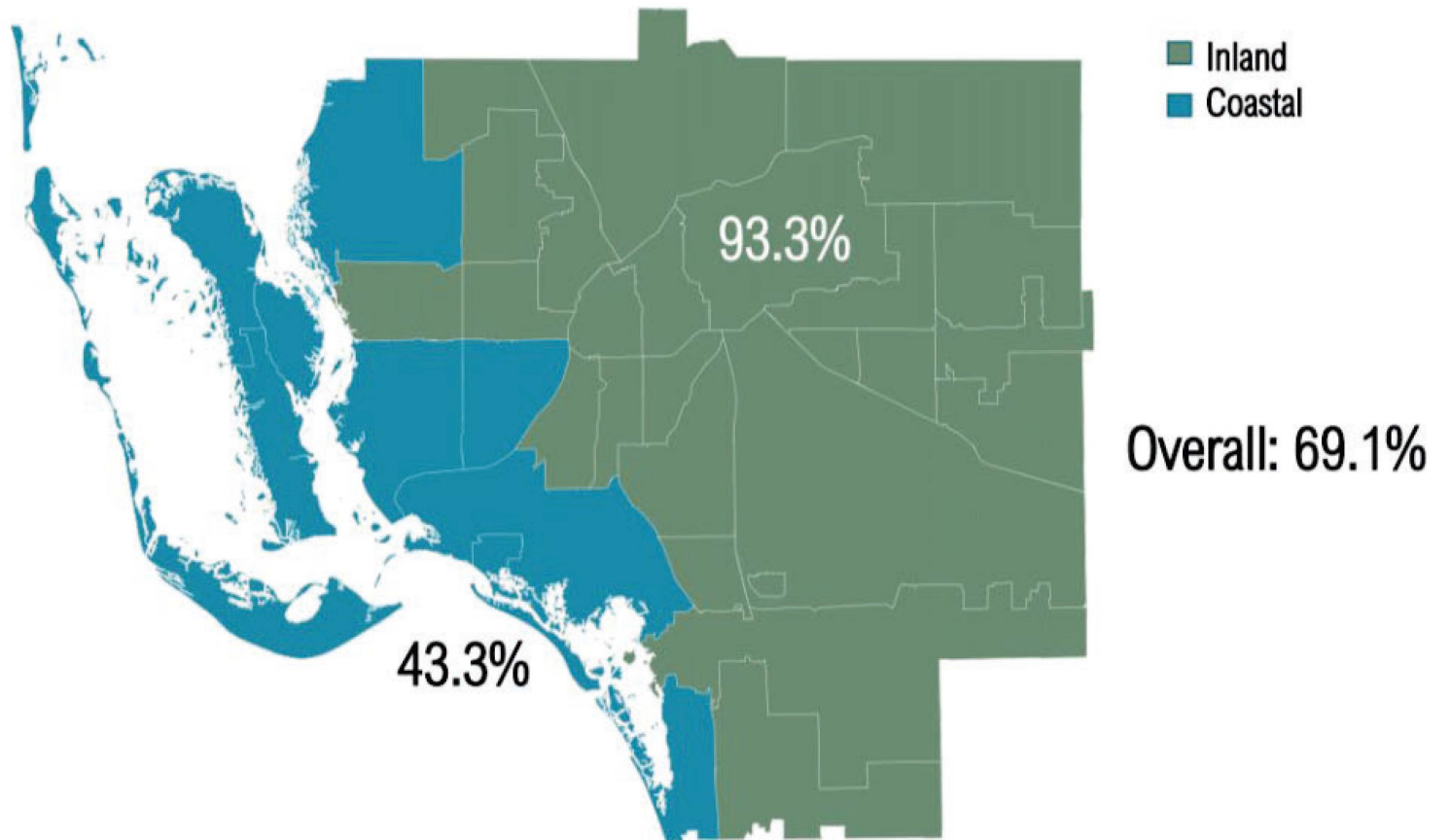
6,724,146

▼ 12.9% v. 2022



SANCAP
CHAMBER
EAT | SHOP | STAY | PLAY

Inland/Coastal: Hotel Room Reopening Rates Post-Ian





SANCAP
CHAMBER
EAT | SHOP | STAY | PLAY





SANCAP
CHAMBER
EAT | SHOP | STAY | PLAY

Thank you!



SANIBEL CAPTIVA CHAMBER OF COMMERCE SNAPSHOT



SANCAP
CHAMBER

EAT | SHOP | STAY | PLAY

SanCap Chamber Stats

- 2021 Total Revenue: \$784,145
- 2023 Projected Revenue: \$350,223
- 2022 Pre-Ian Chamber and Visitor Center Employees: 14
- 2023 Post-Ian Chamber and Visitor Center Employees: 5

ABOUT SANIBEL & CAPTIVA ISLANDS

Pre-Ian

- 7,500 residents
- Up to 40,000 people on island in Season
- Approximately 2,600 short-term lodging units
- 541 business members
- 80,000+ Visitor Center count annually (219 average per day)
- On pace for record year across the board

Post-Ian

- Approximately 1,400 annual residents
*per USPS residential delivery addresses
- Approximately 297 short-term lodging units (139 on Sanibel; 158 on Captiva)
- Estimated 25% (650) of 2600 by Season 2025
- 104 open business members on SanCap
- Averaging 41 visitors per day in Visitor Center
- Goal to expedite timeline through marketing, advocacy, and relationships

POST-IAN KEY PROJECTS

- Deploy Starlink satellite hotspots in collaboration with LeeHealth to provide connectivity immediately following bridge access.
- Connecting businesses and locally distributing over \$680,000 as of 11/21/23, through the Hospitality Cares Fund Grant.
- Successfully advocate for 6-week toll abatement with two-week extension through Collaboratory partnership leading into Island Hopper.
- Collaborate with City and CFI for sign design, production, purchase, and distribution.
- Obtain rights to Wander map. Load and deploy to help visitors identify open businesses on island.
- Hosting industry round tables to discuss opening timelines.
- Collaborate with CFI and RERI to execute economic outlook for Sanibel and Captiva.