

# **The Florida Legislature**

## **Fiscal Analysis in Brief**



**2018 Legislative Session**

**General Appropriations Act  
Chapter 2018-9, Laws of Florida  
Adjusted for Vetoes and Supplementals**

# **FISCAL ANALYSIS IN BRIEF**

## **For Fiscal Year 2018-19**

The Fiscal Analysis in Brief is an annual report prepared by the Florida Legislature to summarize fiscal and budgetary information affecting the 2018-19 fiscal year.

The document contains graphical depictions and detailed listings of appropriations, fund sources, nonrecurring issues, vetoed items, financial outlooks, and legislation affecting revenues.

It also includes the Truth in Bonding Statement used to support the General Appropriations Act. The document reflects appropriated funds only and does not include local revenue for educational entities such as local property tax revenues and student fees.

Various sources were used to prepare this document. Among the most important were data from the Legislative Appropriations System/Planning and Budgeting Subsystem (LAS/PBS), multiple consensus estimating conferences, the General Appropriations Act and other fiscal-related legislation, the Governor's Veto Message, and explanatory information used during the appropriations process.

*Published June 2018*

## TABLE OF CONTENTS

<b>Overview and Summaries</b>	<b>Page</b>
<b>Chart 1</b> - Appropriations by Fund Source	<b>1</b>
<b>Chart 2</b> - Appropriations by Program Area (Sections of the Appropriations Bill)	<b>2</b>
<b>Chart 3</b> - Appropriations by Expenditure Type	<b>3</b>
<b>Chart 4 and Chart 5</b> - Appropriations History: Combined Total, Percent, and Appropriation Levels	<b>4</b>
<b>Chart 6</b> - Total Appropriations By Program Area, By Fund Source	<b>5</b>
<b>Chart 7</b> - General Revenue Appropriations by Program Area	<b>6</b>
<b>Chart 8</b> - Summary of Appropriations	<b>7</b>
Appropriations by Detail Fund	<b>8</b>
Nonrecurring Appropriations Adjusted for Vetoes and Supplemental Appropriations	<b>12</b>
Vetoed Appropriations	<b>27</b>

### **Revenue Sources and Financial Outlooks**

<b>Chart 9</b> - Projected Recurring General Revenue Sources	<b>30</b>
General Revenue Fund - Consensus Revenue Estimating Conference Retrospect, FY 2015-16 and 2016-17	<b>31</b>
General Revenue Fund Financial Outlook Statement, FY 2017-18 through FY 2022-23	<b>32</b>
Florida Tobacco Settlement Trust Fund - Consensus Revenue Estimating Conference Retrospect, FY 2015-16 and 2016-17	<b>35</b>
Florida Tobacco Settlement Trust Fund Financial Outlook Statement, FY 2017-18 through FY 2022-23	<b>36</b>
Educational Enhancement Trust Fund - Consensus Revenue Estimating Conference Retrospect, FY 2015-16 and 2016-17	<b>38</b>
Educational Enhancement Trust Fund Financial Outlook Statement, FY 2017-18 through FY 2022-23	<b>39</b>
State School Trust Fund - Consensus Revenue Estimating Conference Retrospect, FY 2015-16 and 2016-17	<b>41</b>
State School Trust Fund Financial Outlook Statement, FY 2017-18 through FY 2022-23	<b>42</b>

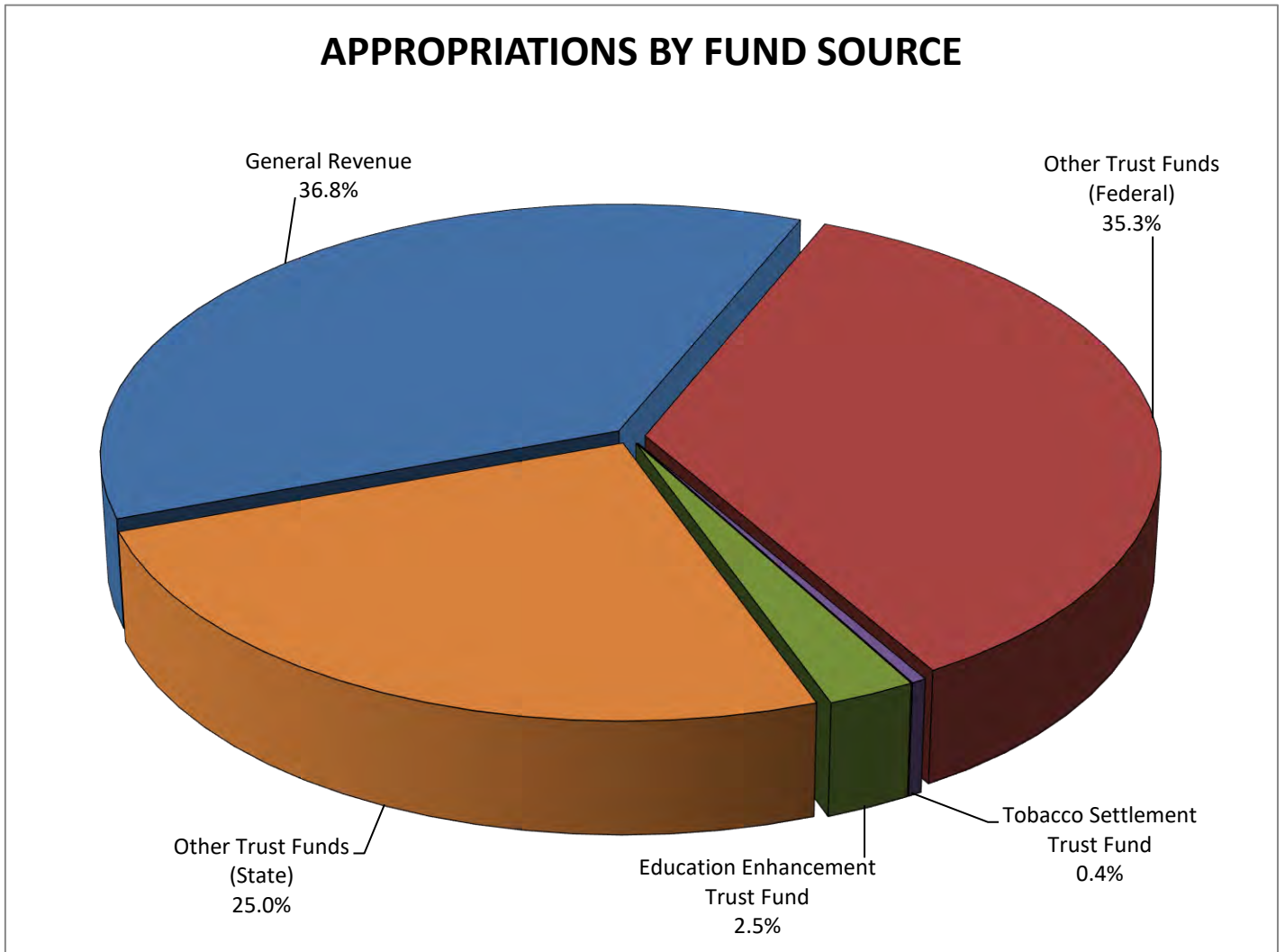
### **Other Related Information**

Measures Affecting Revenue and Tax Administration	<b>44</b>
Bills With Supplemental Appropriations	<b>47</b>
Truth in Bonding Statement FY 2018-19	<b>48</b>

**Chart 1**  
**House Bill 5001, Chapter 2018-9, Laws of Florida**  
**Appropriations by Fund Source for Fiscal Year 2018-19**  
**Adjusted for Vetoes, Supplementals**  
**(Dollars in Millions)**

Funding Source	Dollars	Percent
General Revenue	32,848.6	36.8%
Other Trust Funds (Federal)	31,533.9	35.3%
State Trust Funds		
Tobacco Settlement Trust Fund	377.6	0.4%
Education Enhancement Trust Fund	2,250.6	2.5%
Other Trust Funds (State)	22,302.0	25.0%
Total State Trust Funds	24,930.2	27.9%
<b>Total</b>	<b>89,312.7</b>	<b>100.0%</b>

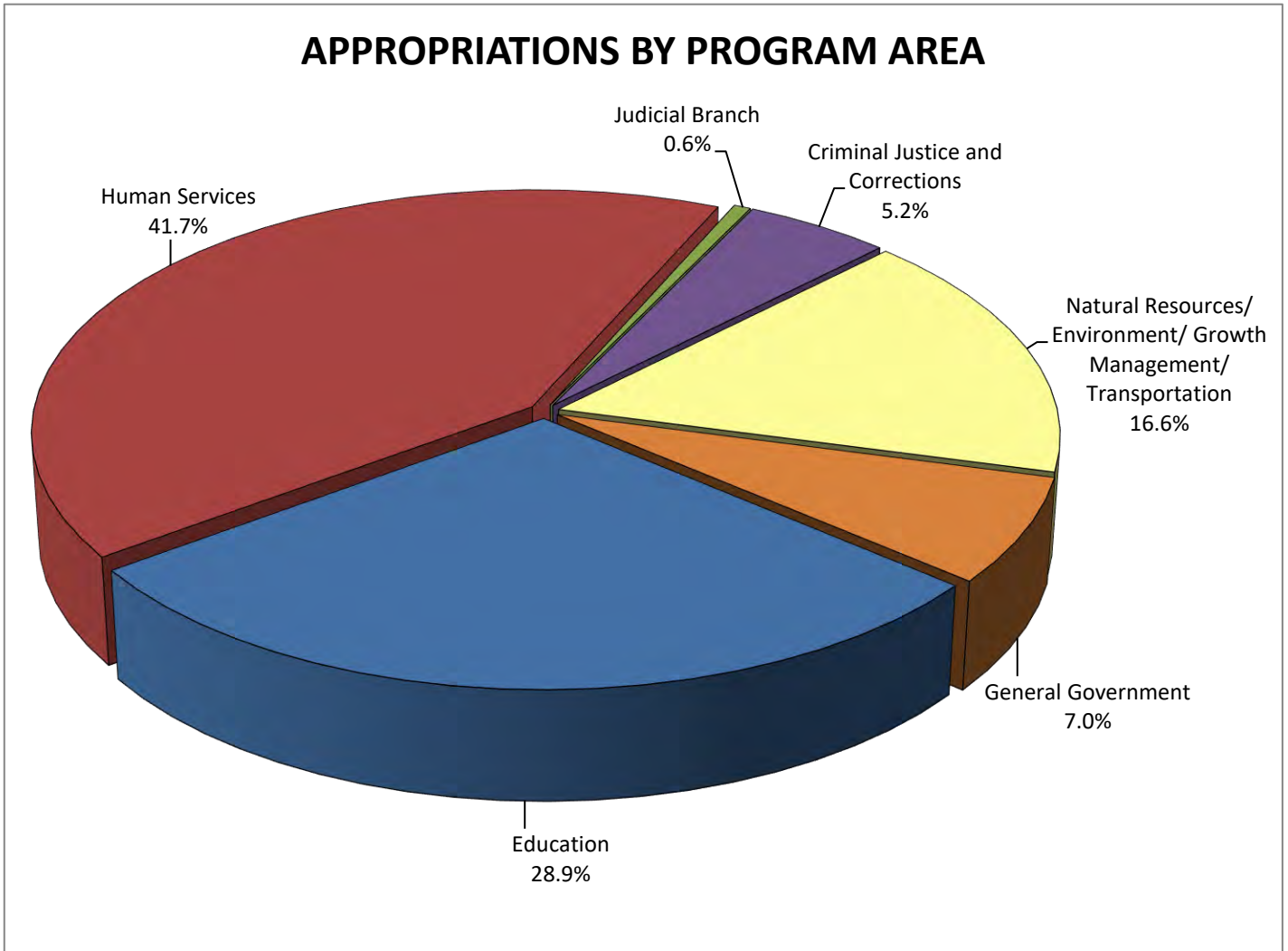
Note: Subtotals and totals may not add due to rounding.



**Chart 2**  
**House Bill 5001, Chapter 2018-9, Laws of Florida**  
**Appropriations by Program Area for Fiscal Year 2018-19**  
**Adjusted for Vetoes, Supplementals**  
**(Dollars in Millions)**

<b>Program Area (Section of General Appropriations Act)</b>	<b>Dollars</b>	<b>Percent</b>
Education	25,796.1	28.9%
Human Services	37,214.7	41.7%
Judicial Branch	544.9	0.6%
Criminal Justice and Corrections	4,675.5	5.2%
Natural Resources/ Environment/ Growth Management/ Transportation	14,808.0	16.6%
General Government	6,273.5	7.0%
<b>Total</b>	<b>89,312.7</b>	<b>100.0%</b>

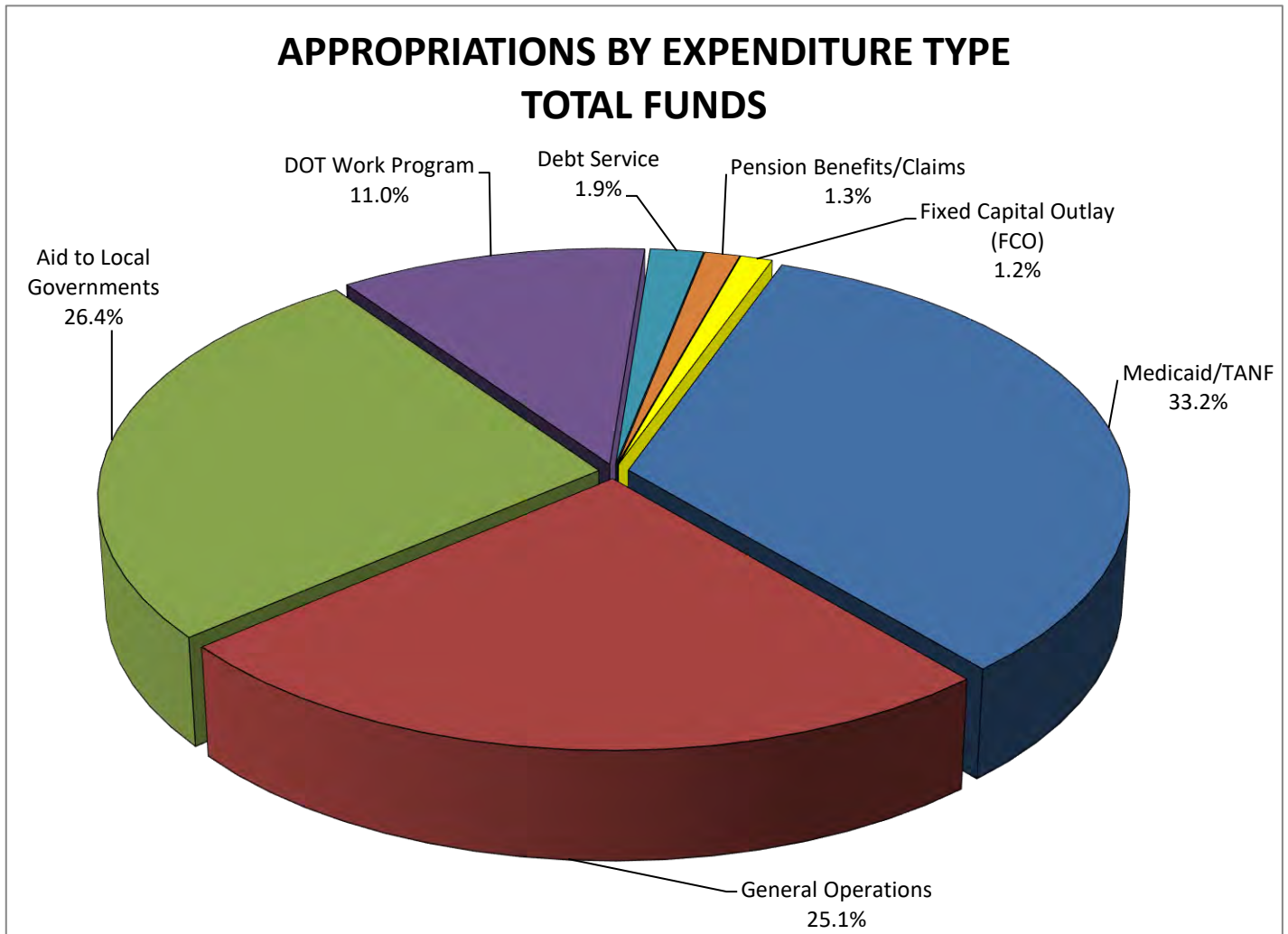
Note: Subtotals and totals may not add due to rounding.



**Chart 3**  
**House Bill 5001, Chapter 2018-9, Laws of Florida**  
**Appropriations by Expenditure Type for Fiscal Year 2018-19**  
**Adjusted for Vetoes, Supplementals**  
**(Dollars in Millions)**

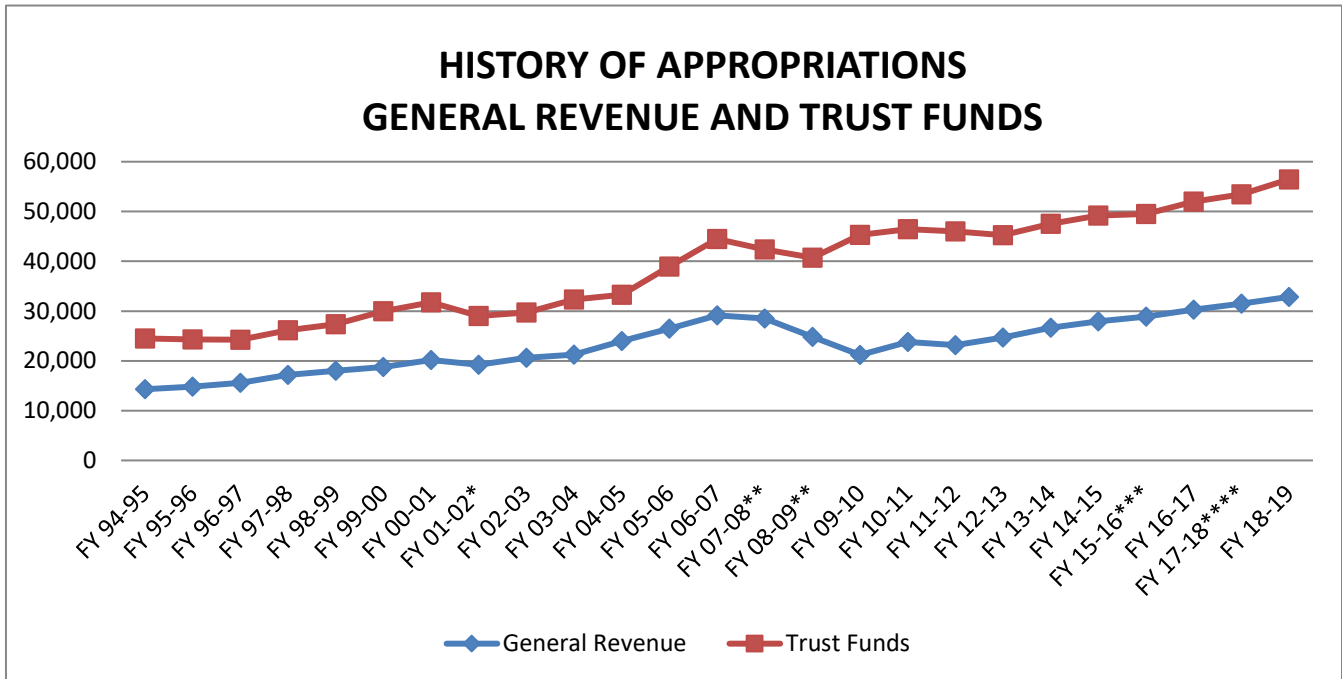
<b>Expenditure Type</b>	<b>Dollars</b>	<b>Percent</b>
Medicaid/TANF	29,624.6	33.2%
General Operations	22,421.7	25.1%
Aid to Local Governments	23,563.9	26.4%
DOT Work Program	9,839.0	11.0%
Debt Service	1,703.4	1.9%
Pension Benefits/Claims	1,129.8	1.3%
Fixed Capital Outlay (FCO)	1,030.3	1.2%
<b>Total</b>	<b>89,312.7</b>	<b>100.0%</b>

Note: Subtotals and totals may not add due to rounding.

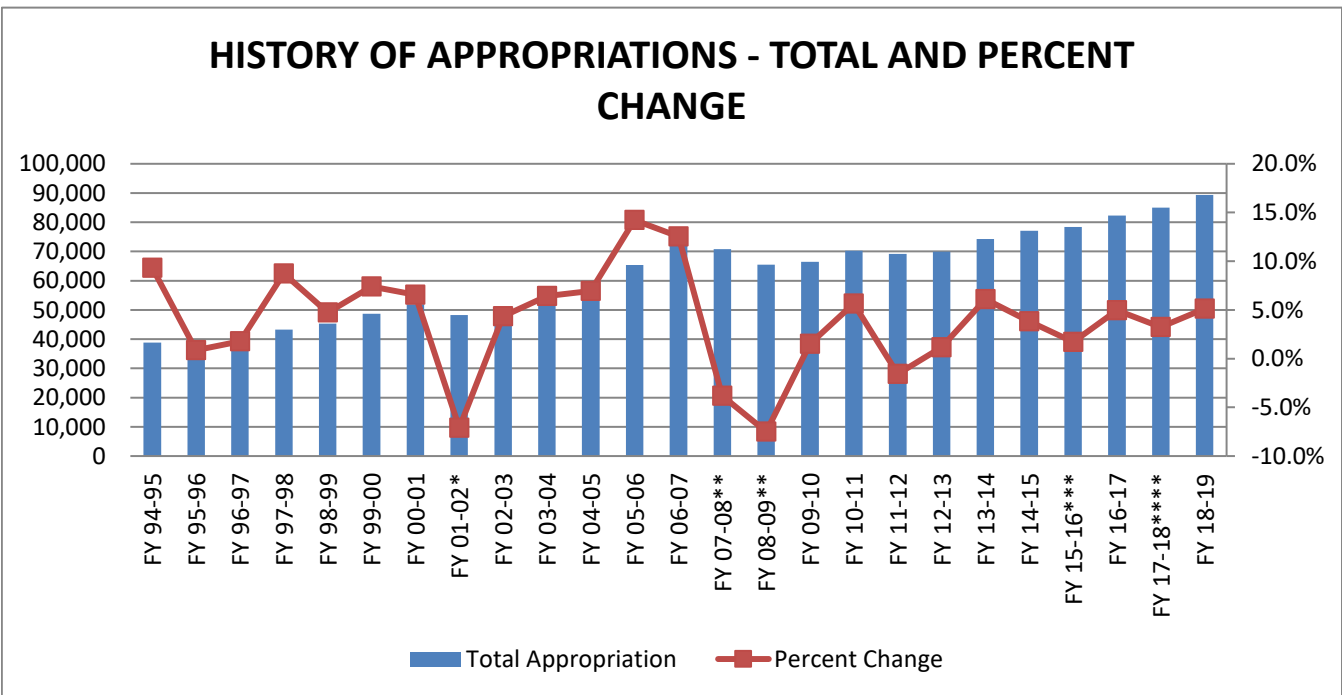


**Charts 4 and 5**  
**House Bill 5001, Chapter 2018-9, Laws of Florida**  
**Appropriations History**  
**Adjusted for Vetoes and Supplementals**  
**(Dollars in Millions)**

**Chart 4**



**Chart 5**



\* Fiscal Year 2001-02 Adjusted for December Special Session. Also in Fiscal Year 2001-02, \$6,367.9 million in statutory appropriations were removed from the operating budget.

\*\* Fiscal Years 2007-08 and 2008-09 reflect appropriations after Special Sessions.

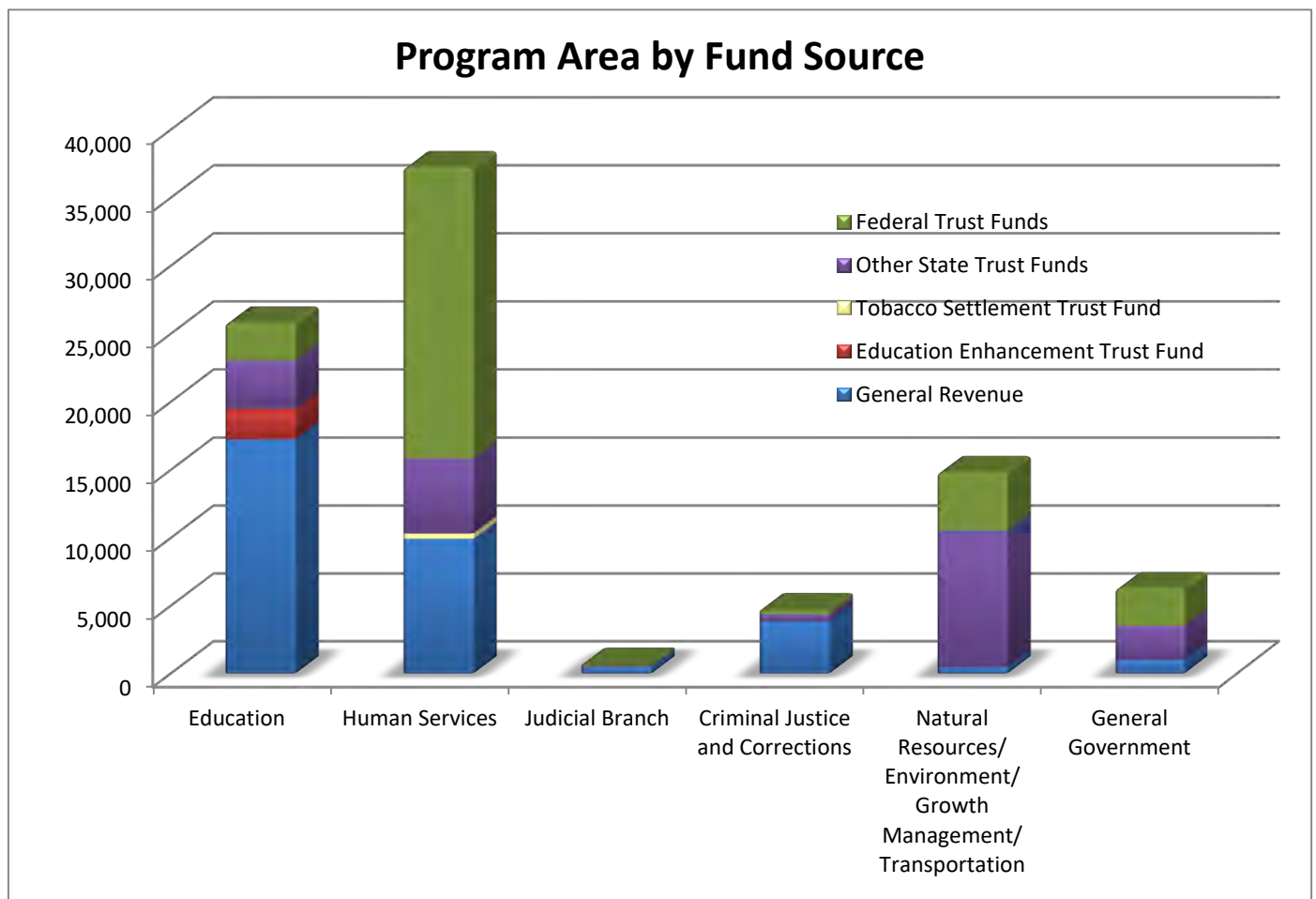
\*\*\* The Appropriations Total has been adjusted for Fiscal Year 2015-16 actions passed in both the 2015 Special and Regular Sessions and Special Session A. The General Appropriations Act was passed in Special Session A.

\*\*\*\* The Appropriations Total has been adjusted for Fiscal Year 2017-18 actions passed in the Regular Session and Special Session A.

**Chart 6**  
**House Bill 5001, Chapter 2018-9, Laws of Florida**  
**Appropriations by Program Area by Fund Source for Fiscal Year 2018-19**  
**Adjusted for Vetoes and Supplementals**  
**(Dollars in Millions)**

Program Area (Section of General Appropriations Act)	General Revenue	Education Enhancement Trust Fund	Tobacco Settlement Trust Fund	Other State Trust Funds	Federal Trust Funds	All Funds
Education	17,218.4	2,250.6	-	3,555.4	2,771.6	25,796.1
Human Services	9,927.2		377.6	5,525.1	21,384.8	37,214.7
Judicial Branch	451.6	-	-	82.9	10.4	544.9
Criminal Justice and Corrections	3,826.1	-	-	522.4	327.0	4,675.5
Natural Resources/ Environment/ Growth Management/ Transportation	439.3	-	-	10,095.0	4,273.7	14,808.0
General Government	985.9	-	-	2,521.2	2,766.3	6,273.5
<b>Total</b>	<b>32,848.6</b>	<b>2,250.6</b>	<b>377.6</b>	<b>22,302.0</b>	<b>31,533.9</b>	<b>89,312.7</b>

Note: Subtotals and totals may not add due to rounding.

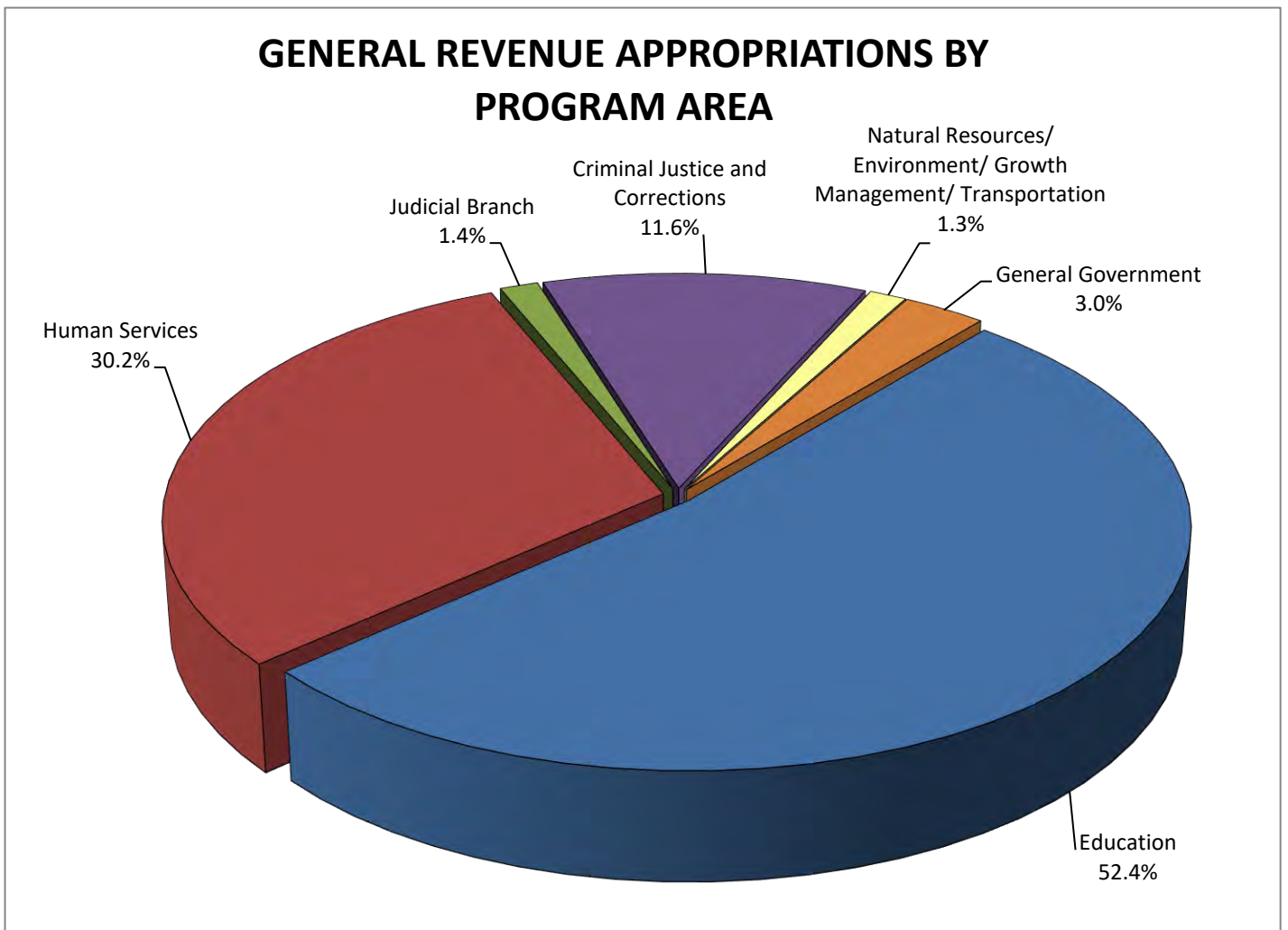




**Chart 7**  
**House Bill 5001, Chapter 2018-9, Laws of Florida**  
**General Revenue Appropriations by Program Area for Fiscal Year 2018-19**  
**Adjusted for Vetoes and Supplementals**  
**(Dollars in Millions)**

<b>Program Area (Section of General Appropriations Act)</b>	<b>Dollars</b>	<b>Percent</b>
Education	17,218.4	52.4%
Human Services	9,927.2	30.2%
Judicial Branch	451.6	1.4%
Criminal Justice and Corrections	3,826.1	11.6%
Natural Resources/ Environment/ Growth Management/ Transportation	439.3	1.3%
General Government	985.9	3.0%
<b>Total</b>	<b>32,848.6</b>	<b>100.0%</b>

Note: Subtotals and totals may not add due to rounding.



**Chart 8**  
**Summary of Fiscal Year 2018-19 Appropriations**  
**House Bill 5001, Chapter 2018-9, Laws of Florida**  
**and Other Legislative Actions**  
**(Dollars in Millions)**

LEGISLATION - Bill Number (Laws of Florida Number)	Fund Source						All Funds
	General Revenue	Education Enhancement Trust Fund	PECO Trust Fund	Tobacco Settlement Trust Fund	Other State Trust Funds	Federal Trust Funds	
<b>I. Conference Report on HB 5001, General Appropriations Act for FY 2018-19 (Chapter 2018-9, L.O.F.)</b>							
Sections 1-7	32,383.1	2,128.8	1,232.7	377.6	21,103.6	31,501.7	88,727.5
Sections 8 - 101	50.0						50.0
Less Vetoed Items *	(29.2)				(34.9)	(0.8)	(64.9)
Less Failed Contingencies	(0.1)						(0.1)
Net 2018-19 Appropriations in the General Appropriations Act	32,403.7	2,128.8	1,232.7	377.6	21,068.8	31,500.9	88,712.6
<b>II. Fiscal Year 2018-19 Supplemental Appropriations - Regular Session</b>							
Less Vetoed Appropriations in Supplemental Bills	444.9	121.8			0.5	33.0	600.2
Less Failed Contingencies	(0.1)						(0.1)
<b>SUBTOTAL</b>	<b>32,848.6</b>	<b>2,250.6</b>	<b>1,232.7</b>	<b>377.6</b>	<b>21,069.3</b>	<b>31,533.9</b>	<b>89,312.7</b>
<b>III. Other 2018-19 Appropriations and Transfers</b>							
Transfer to the Budget Stabilization Fund (Section 98)	66.5						66.5
Reappropriations of Prior Year Appropriations							
<b>Total Effective 2018-19 Appropriations as Adjusted**</b>	<b>32,915.1</b>	<b>2,250.6</b>	<b>1,232.7</b>	<b>377.6</b>	<b>21,069.3</b>	<b>31,533.9</b>	<b>89,379.2</b>

\* Vetoes of items in Sections 1-7 and 99. Vetoes of items not considered appropriations will not be included in the Less Vetoed Items totals above, and therefore may not match the veto totals contained on the Vetoed Appropriations list on pages 27-29.

\*\* Total Effective Appropriations include \$44.6 million (net of vetoes) from Section 99 of the General Appropriations Act. These appropriations are contingent upon receipt of at least \$50 million of reimbursement funds from the Federal Emergency Management Agency. This contingency was not met when the Post-Session General Revenue Outlook was adopted and therefore the total Effective Appropriations for General Revenue will not equal the total on page 33.

Note: Subtotals and totals may not add due to rounding.

**Fiscal Year 2018-19 Appropriations by Detail Fund  
Adjusted for Vetoes and Supplementals**

	<b>Fund Title</b>	<b>Fund #</b>	<b>State Dollars</b>	<b>Federal Dollars</b>	<b>Total Dollars</b>
1	ADMINISTRATIVE TRUST FUND	2021	222,544,333	131,405,776	353,950,109
2	AG EMERGENCY ERAD TF	2360	24,603,621		24,603,621
3	AIR POLLUTION CONTROL TF	2035	23,345,923	1,899,009	25,244,932
4	ALCOHOL/DRUGABU/MEN HLH TF	2027		151,642,045	151,642,045
5	ALCOHOLIC,BEV,TOBACCO TF	2022	27,876,635		27,876,635
6	ANTI-FRAUD TRUST FUND	2038	200,000		200,000
7	ARCHITECTS INCIDENTAL TF	2033	1,063,629		1,063,629
8	BIOMEDICAL RESEARCH TF	2245	40,230,790		40,230,790
9	BRAIN & SPINAL CORD INJ/TF	2390	12,682,062	334,048	13,016,110
10	CAMP BLANDING MANAGEMNT TF	2069	1,998,877		1,998,877
11	CAP IMPROVEMENTS FEE TF	2071	54,531,587		54,531,587
12	CAPITAL COLLATERAL REG TF	2073	41,615	774,732	816,347
13	CERTIFICATION PROGRAM TF	2092	1,577,935		1,577,935
14	CHILD CARE/DEV BLK GRNT TF	2098		434,925,918	434,925,918
15	CHILD SUPPORT INCENTIVE TF	2075		35,532,300	35,532,300
16	CHILD SUPPORT TRUST FUND	2084	8,500,800	17,333,400	25,834,200
17	CHILD WELFARE TRAINING TF	2083	2,829,095		2,829,095
18	CITRUS ADVERTISING TF	2090	20,606,242	5,000,000	25,606,242
19	CITRUS INSPECTION TF	2093	15,063,237		15,063,237
20	CIVIL RICO TRUST FUND	2095	200,020		200,020
21	CLERKS OF THE COURT TF	2588	40,902,734		40,902,734
22	COASTAL PROTECTION TF	2099	34,092,771		34,092,771
23	COMMUNICATIONS WKG CAP TF	2105	125,190,585		125,190,585
24	CORRECTION WORK PROGRAM TF	2151	33,781,227		33,781,227
25	COUNTY HEALTH DEPT TF	2141	663,667,580	165,031,398	828,698,978
26	COURT EDUCATION TRUST FUND	2146	3,451,607		3,451,607
27	COURT/CSE COLL SYS TF	2115	858,628		858,628
28	CRIM JUST STAND & TRAIN TF	2148	18,843,432		18,843,432
29	CRIME STOPPERS TF	2202	4,725,532		4,725,532
30	CRIMES COMPENSATION TF	2149	31,618,435		31,618,435
31	CSE APP FEE & PROG REV TF	2104	2,861,592		2,861,592
32	DIV OF LICENSING TF	2163	46,891,242		46,891,242
33	DIV UNIV FAC CONST ADM TF	2222	7,121,795		7,121,795
34	DOMESTIC VIOLENCE TF	2157	9,324,740		9,324,740
35	DONATIONS TRUST FUND	2168	41,378,216	89,022,836	130,401,052
36	DRINKING WATER REV LOAN TF	2044		122,867,416	122,867,416
37	ECONOMIC DEVELOPMENT TF	2177	4,410,000		4,410,000
38	ED CERTIFICATION/SVC TF	2176	10,390,182		10,390,182
39	ED MEDIA & TECHNOLOGY TF	2183	133,426		133,426
40	ED/GEN STUD & OTHR FEES TF	2164	1,957,486,926		1,957,486,926
41	EDUCATIONAL ENHANCEMENT TF	2178	2,250,623,146		2,250,623,146
42	ELECTIONS COMMISSION TF	2511	1,578,120		1,578,120
43	EMER MGMG PREP/ASST TF	2191	15,664,068		15,664,068
44	EMERGENCY MED SVC TF	2192	22,525,393		22,525,393
45	EMPLOYMENT SECURITY ADM TF	2195		400,481,571	400,481,571
46	EPILEPSY SERVICES TF	2197	810,047		810,047
47	EXEC BR LOBBY REGIS TF	2203	224,058		224,058
48	FED LAW ENFORCEMENT TF	2719		3,151,489	3,151,489
49	FEDERAL GRANTS TRUST FUND	2261	17,131,558	4,923,604,829	4,940,736,387
50	FEDERAL REHABILITATION TF	2270	44,420	212,774,128	212,818,548

**Fiscal Year 2018-19 Appropriations by Detail Fund  
Adjusted for Vetoes and Supplementals**

	<b>Fund Title</b>	<b>Fund #</b>	<b>State Dollars</b>	<b>Federal Dollars</b>	<b>Total Dollars</b>
51	FINANCIAL INST REG TF	2275	12,105,772		12,105,772
52	FL AGRIC PROM CAMPAIGN TF	2920	311,606		311,606
53	FL CONDO/TIMESHARE/MH TF	2289	7,740,420		7,740,420
54	FL FACILITIES POOL CLR TF	2313	23,042,269		23,042,269
55	FL INTER TRADE & PROM TF	2338	7,165,754		7,165,754
56	FL.CRIME PREV TR IN REV TF	2302	734,522		734,522
57	FL.PANTHER RESCH & MAN TF	2299	1,388,880		1,388,880
58	FLORIDA FOREVER TF	2348	95,000,000		95,000,000
59	FOOD & NUTRITION SVCS TF	2315		1,290,899,592	1,290,899,592
60	FORFEIT/INVES SUPPORT TF	2316	4,324,421	780,698	5,105,119
61	GAS TAX COLLECTION TF	2319	4,195,763		4,195,763
62	GENERAL INSPECTION TF	2321	70,230,077	458,149	70,688,226
63	GRANTS AND DONATIONS TF	2339	2,522,110,094	889,868,552	3,411,978,646
64	HEALTH CARE TRUST FUND	2003	875,937,255	70,222,850	946,160,105
65	HIGHWAY SAFETY OPER TF	2009	461,075,604	10,873,760	471,949,364
66	HOTEL AND RESTAURANT TF	2375	21,705,021		21,705,021
67	INCIDENTAL TRUST FUND	2381	15,031,170		15,031,170
68	INDIGENT CIVIL DEFENSE TF	2976	310,980		310,980
69	INDIGENT CRIM DEFENSE TF	2974	26,827,303		26,827,303
70	INLAND PROTECTION TF	2212	155,756,204		155,756,204
71	INSTITUTE ASSESSMENT TF	2380	4,189,271		4,189,271
72	INSURANCE REG TF	2393	152,870,187		152,870,187
73	INTERNAL IMPROVEMENT TF	2408	34,026,854		34,026,854
74	INVASIVE PLANT CONTROL TF	2030	7,089,861		7,089,861
75	JUV CRIME PREV/ERLY INT TF	2415	412,903		412,903
76	JUVENILE JUSTICE TRNG TF	2417	2,000,753		2,000,753
77	L/G HF-CT SALES TAX CL TF	2455	23,900,000		23,900,000
78	LAND ACQUISITION TF	2423	879,956,392		879,956,392
79	LAW ENFORCEMENT RADIO TF	2432	25,109,615		25,109,615
80	LAW ENFORCEMENT TF	2434	1,167,506		1,167,506
81	LEGAL AFFAIRS REVOLVING TF	2439	16,405,528		16,405,528
82	LEGAL SERVICES TRUST FUND	2438	31,367,972		31,367,972
83	LEGIS LOBBYIST REGIS TF	2442	301,495		301,495
84	LOCAL GOV HOUSING TF	2250	86,840,000		86,840,000
85	MARINE RESOURCES CONSV TF	2467	81,086,070	1,908,779	82,994,849
86	MARKET IMP WKG CAP TF	2473	3,341,246		3,341,246
87	MAT/CH HLTH BLOCK GRANT TF	2475		20,922,688	20,922,688
88	MEDICAL CARE TRUST FUND	2474	537,129,875	16,537,325,647	17,074,455,522
89	MEDICAL QLTY ASSURANCE TF	2352	61,314,871	248,656	61,563,527
90	MINERALS TRUST FUND	2499	1,900,678		1,900,678
91	MOTOR VEHICLE WARRANTY TF	2492	2,359,913		2,359,913
92	NON-GAME WILDLIFE TF	2504	8,729,131		8,729,131
93	NON-MANDATORY LAND RECL TF	2506	2,165,014		2,165,014
94	NURS STDNT LOAN FORGIVE TF	2505	1,388,109		1,388,109
95	OPERATING TRUST FUND	2510	451,774,786	1,708,881	453,483,667
96	OPERATIONS AND MAINT TF	2516	98,590,957	844,171,860	942,762,817
97	OPTIONAL RETIREMENT PRG TF	2517	268,199		268,199
98	PARI-MUTUEL WAGERING TF	2520	14,529,660		14,529,660
99	PERC TRUST FUND	2558	1,764,805		1,764,805
100	PERMIT FEE TRUST FUND	2526	12,478,431		12,478,431

**Fiscal Year 2018-19 Appropriations by Detail Fund  
Adjusted for Vetoes and Supplementals**

	<b>Fund Title</b>	<b>Fund #</b>	<b>State Dollars</b>	<b>Federal Dollars</b>	<b>Total Dollars</b>
101	PEST CONTROL TRUST FUND	2528	4,081,373		4,081,373
102	PHOSPHATE RESEARCH TF	2530	5,123,244		5,123,244
103	PLAN AND BUDGET SYSTEM TF	2535	5,945,945		5,945,945
104	PLANNING AND EVALUATION TF	2531	26,526,399	8,929,212	35,455,611
105	PLANT INDUSTRY TF	2507	4,261,726		4,261,726
106	POL/FIREMEN PREMIUM TAX TF	2532	1,136,039		1,136,039
107	PRETAX BENEFITS TRUST FUND	2570	823,376		823,376
108	PREVENT HLTH SVCS BL GR TF	2539		1,925,208	1,925,208
109	PRISON INDUSTRIES TF	2385	1,250,000		1,250,000
110	PRIVATE INMATE WELFARE TF	2623	2,093,348		2,093,348
111	PROFESSIONAL REGULATION TF	2547	41,951,000		41,951,000
112	PROFESSIONAL SPORTS DEV TF	2551	3,000,000		3,000,000
113	PUB MEDICAL ASST TF	2565	752,347,393		752,347,393
114	PUBLIC ED CO&DS TRUST FUND	2555	1,232,726,789		1,232,726,789
115	QUALITY LONG-TERM CARE TF	2126		1,000,000	1,000,000
116	R-O-W ACQ/BRIDGE CONST TF	2586	310,585,673		310,585,673
117	RADIATION PROTECTION TF	2569	8,332,547	498,492	8,831,039
118	RAPE CRISIS PROGRAM TF	2089	1,733,737		1,733,737
119	RECORDS MANAGEMENT TF	2572	1,903,306		1,903,306
120	REFUGEE ASSISTANCE TF	2579		41,760,220	41,760,220
121	REGULATORY TRUST FUND	2573	46,478,399		46,478,399
122	RET HLTH INS SUBSIDY TF	2583	194,100		194,100
123	REVOLVING TRUST FUND	2600	2,351,500	3,428,220	5,779,720
124	SALE/GOODS & SERVICES TF	2606	3,686,757		3,686,757
125	SALTWTR PRODUCTS PROM TF	2609	1,257,148		1,257,148
126	SAVE OUR EVERGLADES TF	2221	2,500,000		2,500,000
127	SAVE THE MANATEE TF	2611	3,485,132		3,485,132
128	SCH/DIS & CC/DIS CO&DS TF	2612	122,962,178		122,962,178
129	SEED TRUST FUND	2041	81,621,543		81,621,543
130	SHARED CO/STATE JUV DET TF	2685	67,957,366		67,957,366
131	SOCIAL SVCS BLK GRT TF	2639	3,824,946	174,494,800	178,319,746
132	SOLID WASTE MGMT TF	2644	19,207,674		19,207,674
133	SPEC EMPLOYMNT SECU ADM TF	2648	23,034,924		23,034,924
134	ST ST FIN ASSIST TF	2240	331,599		331,599
135	ST TRANSPORT (PRIMARY) TF	2540	6,309,674,805	2,501,413,922	8,811,088,727
136	STATE ATTNYS REVENUE TF	2058	49,871,966		49,871,966
137	STATE COURTS REVENUE TF	2057	75,182,590		75,182,590
138	STATE EMPLOYEES DIS INS TF	2671	32,003		32,003
139	STATE EMPLY HEALTH INS TF	2668	69,792,521		69,792,521
140	STATE EMPLY LIFE INS TF	2667	24,543		24,543
141	STATE GAME TRUST FUND	2672	30,216,622		30,216,622
142	STATE HOUSING TF	2255	36,765,000		36,765,000
143	STATE PARK TRUST FUND	2675	73,974,541		73,974,541
144	STATE PERSONNEL SYSTEM TF	2678	35,431,777		35,431,777
145	STATE RISK MGMT TF	2078	74,299,442		74,299,442
146	STATE SCHOOL TF	2543	119,000,000		119,000,000
147	STUDENT LOAN OPERATING TF	2397		23,912,471	23,912,471
148	SUPERVISION TRUST FUND	2696	73,151,151		73,151,151
149	SURPLUS PROPERTY REVOLV TF	2699	357,252		357,252
150	TEACHER CERT EXAM TF	2727	18,670,769		18,670,769

**Fiscal Year 2018-19 Appropriations by Detail Fund  
Adjusted for Vetoes and Supplementals**

	<b>Fund Title</b>	<b>Fund #</b>	<b>State Dollars</b>	<b>Federal Dollars</b>	<b>Total Dollars</b>
151	TOBACCO SETTLEMENT TF	2122	377,609,721		377,609,721
152	TOURISM PROMOTIONAL TF	2722	31,671,293		31,671,293
153	TRANSPORT DISADVANTAGED TF	2731	62,700,002		62,700,002
154	TREASURY ADM/INVEST TF	2725	7,707,977		7,707,977
155	TRUST FUNDS	2732	104,998,479		104,998,479
156	TURNPIKE GEN RESERVE TF	2326	1,454,607,713		1,454,607,713
157	TURNPIKE RENEW/REPLACE TF	2324	191,058,763		191,058,763
158	U.S. CONTRIBUTIONS TF	2750		1,678,082,564	1,678,082,564
159	U.S. TRUST FUND	2738		178,596,830	178,596,830
160	UNCLAIMED PROPERTY TF	2007	5,259,671		5,259,671
161	VITICULTURE TRUST FUND	2773	709,580		709,580
162	WASTEWTR/STORMWTR REVOL TF	2661		163,668,087	163,668,087
163	WATER QUALITY ASSURANCE TF	2780	36,806,793		36,806,793
164	WELFARE TRANSITION TF	2401	193,260	391,027,492	391,220,752
165	WIRELESS COMM E911 TF	2344	136,799,380		136,799,380
166	WORKERS' COMP ADMIN TF	2795	28,781,053		28,781,053
167	WORKERS'COMP SPEC DISAB TF	2798	1,246,790		1,246,790
168	WORKING CAPITAL TRUST FUND	2792	87,840,954		87,840,954
169	<b>TOTAL TRUST FUNDS</b>		24,930,232,630	31,533,908,525	56,464,141,155
170					
171	<b>GENERAL REVENUE FUND</b>	1000	32,848,550,070		32,848,550,070
172					
173	<b>GRAND TOTAL</b>		57,778,782,700	31,533,908,525	89,312,691,225

**Fiscal Year 2018-19 Nonrecurring Appropriations  
Adjusted For Vetoes And Supplementals**

Row#	Agency/Issue Title	General Revenue	State Trust Funds	Federal Trust Funds
1	<b>ADMINISTERED FUNDS</b>			
2	CASUALTY INSURANCE PREMIUM DEFICIT	20,000,000		
3	DOMESTIC SECURITY		41,579,914	
4	STATE MATCH FOR FEDERALLY DECLARED DISASTERS	83,372,650		
5	TRANSITION ASSISTANCE FOR THE EXECUTIVE BRANCH	2,377,350		
6	Total	105,750,000	41,579,914	0
7	<b>AGENCY FOR HEALTH CARE ADMINISTRATION</b>			
8	BUREAU OF FINANCIAL SERVICES ENTERPRISE FINANCIAL SYSTEM		950,000	
9	CANCER CENTER MEDICAID PROSPECTIVE PAYMENT EXEMPTION		31,695,199	49,783,463
10	CLAIMS DATA ANALYTICS SOLUTION		625,000	
11	FLORIDA MEDICAID MANAGEMENT INFORMATION SYSTEM (FMMIS)		2,778,149	21,703,339
12	HEALTH FACILITY INSPECTION SCHEDULING SYSTEM		250,000	
13	NURSING HOME PROSPECTIVE PAYMENT TRANSITION FUNDING		3,804,773	5,976,135
14	NURSING HOME REIMBURSEMENT RATE ADJUSTMENT	50,000,000		78,534,704
15	PREADMISSION SCREENING AND RESIDENT REVIEW (PASRR)	375,000		1,125,000
16	PREPAID DENTAL HEALTH PROGRAM		150,000	350,000
17	REPLACEMENT OF MOTOR VEHICLES		25,000	
18	RURAL INPATIENT HOSPITAL REIMBURSEMENT ADJUSTMENT	3,335,841		5,239,586
19	Total	53,710,841	40,278,121	162,712,227
20	<b>AGENCY FOR PERSONS WITH DISABILITIES</b>			
21	ACCESS CONTROL AND IDENTITY PROOFING CLOUD SERVICES		110,400	62,100
22	AREA STAGE COMPANY (ASC) DEVELOPMENTAL DISABILITIES THEATER PROGRAM FOR CHILDREN	200,000		
23	ASSOCIATION FOR THE DEVELOPMENT OF THE EXCEPTIONAL, INC. - CULINARY TRAINING & SENIOR SERV FOR PERSONS WITH DEVELOPMENTAL DISABILITIES		200,000	
24	CLUB CHALLENGE	252,225		
25	COMPUTER REFRESH	258,854		145,606
26	CONSULTANT SERVICES		125,000	125,000
27	CONTRACTED SERVICES - OVERSIGHT OF COMPREHENSIVE TRANSITIONAL EDUCATION PROGRAM	152,458		152,458
28	DNA COMPREHENSIVE THERAPY SERVICES		733,000	
29	EASTER SEALS - BREVARD COUNTY	50,000		
30	EMPLOYMENT AND INTERNSHIPS - INDIVIDUAL AND FAMILY SUPPORTS		900,000	
31	EVALUATION SERVICES		250,000	
32	EXPAND AUTISM ASSESSMENT AND DIAGNOSIS SERVICES - EASTER SEALS	100,000		
33	GRANTS AND AIDS - FIXED CAPITAL OUTLAY	1,100,000		
34	ICONNECT SYSTEM	305,450		386,513
35	JEWISH ADOPTION AND FAMILY CARE OPTIONS (JAFCO) CHILDREN'S ABILITY CENTER	500,000		
36	MACTOWN FITNESS AND WELLNESS SERVICES	200,000		
37	MONROE ASSOCIATION FOR REMARCBABLE CITIZENS	100,000		
38	NEMOURS EARLY INTERVENTION PROGRAM TO INCREASE ACCESS TO AUTISM TREATMENT AND DIAGNOSIS	667,000		
39	OPERATION GROW - SEMINOLE COUNTY WORK OPPORTUNITY PROGRAM	250,000		
40	OUR PRIDE ACADEMY CHILD CARE TRAINING PROGRAM	1,000,000		
41	QUESTIONNAIRE FOR SITUATIONAL INFORMATION VALIDITY AND RELIABILITY STUDY		104,197	104,198
42	REPLACEMENT OF MOTOR VEHICLES		102,500	
43	SECTIONS IN THE BACK OF THE GENERAL APPROPRIATIONS ACT (GAA) - SECTION 99 - CHAPTER 2018-9, LOF	1,000,000		
44	SECURITY INFORMATION AND EVENT MANAGEMENT AND DATA LOSS PREVENTION SYSTEMS	424,576		238,824
45	SOUTHWEST FLORIDA AUTISM CENTER	102,000		
46	WORKLOAD INCREASE FOR FAIR HEARINGS		340,738	340,739

**Fiscal Year 2018-19 Nonrecurring Appropriations  
Adjusted For Vetoes And Supplementals**

Row#	Agency/Issue Title	General Revenue	State Trust Funds	Federal Trust Funds
47	Total	6,662,563	2,865,835	1,555,438
48	<b>DEPARTMENT OF AGRICULTURE AND CONSUMER SERVICES</b>			
49	AIRCRAFT ACQUISITION	671,000		
50	CITRUS CANCKER ERADICATION CLAIM - BROWARD COUNTY	22,049,046		
51	CITRUS CANCKER ERADICATION CLAIM - PALM BEACH COUNTY	30,045,125		
52	CITRUS CROP DECLINE SUPPLEMENTAL FUNDING	2,500,000		
53	CITRUS HEALTH RESPONSE PROGRAM		2,022,159	5,033,017
54	CITRUS RESEARCH		8,000,000	
55	COMMUNITY WILDFIRE MITIGATION PROGRAM		250,000	
56	ENERGY EDUCATION KITS			499,800
57	ENTERPRISE REGULATORY LIFE-CYCLE MANAGEMENT SYSTEM FOR DEPARTMENT REGULATORY SERVICES		12,084,005	
58	ENVIRONMENTAL PROJECTS		5,000,000	
59	FARM SHARE PROGRAM	3,500,000		
60	FEEDING FLORIDA	2,500,000		
61	FEEDING SOUTH FLORIDA COMMUNITY KITCHEN	100,000		
62	FLORIDA AGRICULTURE PROMOTION CAMPAIGN	1,500,000		
63	FOOD SAFETY MODERNIZATION ACT PRODUCE SAFETY PROGRAM			89,357
64	GIANT AFRICAN LAND SNAIL ERADICATION PROGRAM		457,966	1,015,151
65	GRANTS AND AIDS - FIXED CAPITAL OUTLAY	1,400,000		850,000
66	HARRY CHAPIN FOOD BANK OF SOUTHWEST FLORIDA	800,000		
67	LAND ACQUISITION	3,807,500	2,000,000	
68	LAUREL WILT SURVEY AND MITIGATION PROGRAM	150,000		
69	MAINTENANCE AND REPAIR	1,800,000	4,866,143	
70	NATURAL GAS FUEL FLEET VEHICLE SUPPLEMENTAL REBATE PROGRAM			1,000,000
71	NEW STATE FOREST		111,755	
72	OFFICE OF AGRICULTURAL WATER POLICY AGRICULTURAL WATER SUPPLY PLANNING AND CONSERVATION PROGRAM	1,500,000		
73	REALIGN EXPENSES TO ACQUISITION OF MOTOR VEHICLES - ADD			28,193
74	REALIGN EXPENSES TO ACQUISITION OF MOTOR VEHICLES - DEDUCT			-28,193
75	REPLACEMENT EQUIPMENT		5,600,000	
76	REPLACEMENT OF MOTOR VEHICLES		1,608,521	151,570
77	SPECIAL PURPOSE	5,300,000	1,130,000	
78	TECHNOLOGY RESEARCH AND ADVISORY SERVICES	55,000		
79	TRANSFER GENERAL REVENUE FUNDING TO AGRICULTURAL EMERGENCY ERADICATION TRUST FUND	12,400,000		
80	URBAN AQUAPONICS FARMING	200,000		
81	VITICULTURE PROGRAM		50,000	
82	Total	90,277,671	43,180,549	8,638,895
83	<b>DEPARTMENT OF BUSINESS AND PROFESSIONAL REGULATION</b>			
84	COMPLETION OF DEPARTMENT RELOCATION		100,350	
85	COMPULSIVE AND ADDICTIVE GAMBLING PREVENTION CONTRACT		320,000	
86	LAW ENFORCEMENT TRAINING - UTILIZATION OF FORFEITURE FUNDS FROM FEDERAL LAW ENFORCEMENT TRUST FUND			126,500
87	REAPPROVAL OF EOG #B0063 - TENANT BROKER COMMISSION PAYMENTS		669,473	
88	TENANT BROKER COMMISSION PAYMENTS		37,115	
89	TRAVEL EXPENSES FOR COMPLEX INVESTIGATIONS - UTILIZATION OF FORFEITURE FUNDS FROM THE FEDERAL LAW ENFORCEMENT TRUST FUND			15,000
90	Total	0	1,126,938	141,500
91	<b>DEPARTMENT OF CHILDREN AND FAMILIES</b>			
92	ADD FUNCTIONALITY TO THE FLORIDA ACCESS SYSTEM FOR IMPLEMENTATION OF THE GUARDIANSHIP ASSISTANCE PROGRAM	1,276,147		



**Fiscal Year 2018-19 Nonrecurring Appropriations  
Adjusted For Vetoes And Supplementals**

Row#	Agency/Issue Title	General Revenue	State Trust Funds	Federal Trust Funds
93	ALIGNING THE FLORIDA SAFE FAMILIES NETWORK WITH FLORIDA'S PATH FORWARD - COMPREHENSIVE CHILD WELFARE INFORMATION SYSTEM		3,869,380	685,734
94	ANNUALIZATION OF RELIEF OF SURVIVOR AND THE ESTATE OF VICTIM - CHAPTER 2017-20, LAWS OF FLORIDA ( SENATE BILL 18)		1,875,000	
95	APALACHEE CENTER - FORENSIC RESIDENTIAL TREATMENT	500,000		
96	ASSISTED LIVING SERVICES FOR MENTAL HEALTH CLIENTS - THE RENAISSANCE MANOR	600,000		
97	AUTOMATED EMPLOYMENT AND INCOME VERIFICATION		2,048,500	2,048,500
98	BAYCARE BEHAVIORAL HEALTH - VETERANS	485,000		
99	CAMILLUS HOUSE HUMAN TRAFFICKING SERVICES	500,000		
100	CENTERSTONE FLORIDA	500,000		
101	CHARLOTTE BEHAVIORAL HEALTHCARE - CHILDREN'S COMMUNITY ACTION TREATMENT TEAM	750,000		
102	CHILD PROTECTION WORKFORCE STABILITY	219,658		
103	CHILD PROTECTION WORKFORCE STABILITY - FLORIDA ABUSE HOTLINE	4,074		
104	CHILDNET - BEHAVIORAL HEALTH SERVICES	360,000		
105	CHILDREN OF INMATES	250,000		
106	CHILDREN OF INMATES - BABIES N BRAINS FAMILY SUPPORTS PROGRAM - CHAPTER 2018-9, LOF, SECTION 99	250,000		
107	CHILDREN'S COMMUNITY ACTION TEAM - LEON, GADSDEN, WAKULLA	750,000		
108	CIRCLES OF CARE - GEROPSYCHIATRIC CARE CENTER	900,000		
109	CIRCLES OF CARE TO PROVIDE MENTAL HEALTH RESIDENTIAL PLACEMENT AT CEDAR VILLAGE	500,000		
110	CITRUS HEALTH NETWORK - SAFE HAVEN FOR HOMELESS YOUTH	140,800		
111	CLAY BEHAVIORAL HEALTH COMMUNITY CRISIS PREVENTION TEAM			800,000
112	COMMUNITY BASED CARE RISK POOL			15,000,000
113	CONTROLLED SUBSTANCES - CHAPTER 2018-13, LOF (HB 21)			27,035,532
114	DEPARTMENT OF CHILDREN AND FAMILIES PHARMACEUTICAL PROGRAM	1,021,726		
115	DEVEREUX, INC. SERVICES TO SEXUALLY EXPLOITED YOUTH	500,000		
116	DRUG ABUSE COMPREHENSIVE COORDINATING OFFICE (DACCO)	200,000		
117	ELECTRONIC PERSONAL HEALTH RECORDS FOR FOSTER CHILDREN EXTENDED FOSTER CARE, MAINTENANCE ADOPTION SUBSIDY TO 21, AND INDEPENDENT LIVING SERVICES GROWTH	2,644,665	100,000	
118				
119	FAMILY FIRST	350,000		
120	FAMILY SUPPORT SERVICES OF NORTH FLORIDA - SERVICES TO AT RISK YOUTH	256,000		
121	FEDERAL INFORMATION SECURITY AND PRIVACY FOR MINIMUM ACCEPTABLE RISK STANDARDS FOR EXCHANGES (MARS-E)	485,965		4,014,035
122	FLORIDA ALLIANCE FOR HEALTHY COMMUNITIES - CHAPTER 2018-9, LOF, SECTION 99	500,000		
123	FLORIDA ASSOCIATION OF RECOVERY RESIDENCES (FARR) CERTIFICATION INFRASTRUCTURE AND TRAINING	300,000		
124	FLORIDA BAPTIST CHILDREN'S HOME - BRAVE MOMS PROGRAM	100,000		
125	FLORIDA SAFE FAMILIES NETWORK (FSFN) COMPREHENSIVE CHILD WELFARE INFORMATION SYSTEM (CCWIS) TRANSITION		1,481,645	109,555
126	FLORIDA SAFE FAMILIES NETWORK CLOUD MAINTENANCE AND OPERATIONAL EXPENSES	2,759,333		204,029
127	FT. MYERS SALVATION ARMY PROVIDING BEHAVIOR HEALTH SERVICES	165,000		
128	GRANTS AND AIDS - FIXED CAPITAL OUTLAY	3,650,000		
129	GULFCOAST VETERANS INTEGRATED BEHAVIORAL HEALTHCARE			200,000
130	HERE'S HELP - SPECIALIZED OPIOID TREATMENT AND RESIDENTIAL SUBSTANCE ABUSE TRAINING PROGRAM	100,000		

**Fiscal Year 2018-19 Nonrecurring Appropriations  
Adjusted For Vetoes And Supplementals**

Row#	Agency/Issue Title	General Revenue	State Trust Funds	Federal Trust Funds
131	HOMELESS VETERANS HOUSING ASSISTANCE - BREVARD AND SURROUNDING COUNTIES	150,000		
132	INCREASE FEDERAL GRANT AUTHORITY FOR DOMESTIC VIOLENCE PROGRAMS			91,412
133	INCREASED BUDGET AUTHORITY FOR CHALLENGE GRANT		307,206	
134	JEROME GOLDEN CENTER FOR BEHAVIORAL HEALTH SERVICES	200,000		
135	JOHNS HOPKINS ALL CHILDREN'S HOSPITAL - MANAGEMENT OF POSTPARTUM DEPRESSION	250,000		
136	JUVENILE INCOMPETENT TO PROCEED PROGRAM		372,111	
137	LIFESTREAM CRISIS STABILIZATION UNIT	1,123,634		
138	MAINTENANCE AND REPAIR		1,000,000	
139	MARISSA AMORA RELIEF BILL ANNUAL REQUEST		1,700,000	
140	MEMORIAL REGIONAL HOSPITAL MATERNAL ADDICTION TREATMENT PROGRAM	500,000		
141	MIAMI-DADE HOMELESS TRUST	250,000		
142	NEW HOPE RESIDENTIAL SUBSTANCE ABUSE AND MENTAL HEALTH TREATMENT PROJECT	250,000		
143	NONRECURRING BUDGET AUTHORITY FOR TITLE IV-E FUNDING			13,775,173
144	NONRELATIVE CARE GIVER (NRC) PROGRAM RESTORE	3,872,480		
145	NONRELATIVE CAREGIVER PROGRAM GROWTH	504,030		
146	OPIOID ADDICTION TRAINING AND COMMUNITY PREVENTION EDUCATION	250,000		
147	ORANGE PARK MEDICAL CENTER	1,775,332		
148	OSCEOLA MENTAL HEALTH - PARK PLACE BEHAVIORAL HEALTH	150,000		
149	PERSONAL ENRICHMENT MENTAL HEALTH SERVICES CRISIS STABILIZATION UNIT			500,000
150	PHOENIX AFFILIATES	1,200,000		
151	PORCH LIGHT - HOUSING FOR HUMAN TRAFFICKING	200,000		
152	PROJECT LIVESAVER SEARCH AND RESCUE PROGRAM	75,000		
153	REDEFINING REFUGE SPECIALIZED CASE MANAGEMENT FOR SEX TRAFFICKED MINORS	500,000		
154	RESTORE INCREASING EMPLOYMENT OPPORTUNITIES FOR INDIVIDUALS WITH MENTAL ILLNESS	700,000		
155	RESULTS ORIENTED ACCOUNTABILITY AND DATA ANALYTICS			1,500,000
156	SALUSCARE WRAP-AROUND SERVICES IN RESPONSE TO OPIOID CRISIS	606,000		
157	SOUTH FLORIDA BEHAVIORAL NETWORK INVOLUNTARY OUTPATIENT SERVICES PILOT PROJECT	300,000		
158	SPECIALIZED TREATMENT PROGRAMS FOR DUALY SERVED YOUTH AND FAMILIES			1,357,647
159	SPECIALIZED TREATMENT, EDUCATION, AND PREVENTION SERVICES (STEPS)	150,000		
160	ST. VINCENT'S HEALTHCARE - SAVINGS LIVES PROJECT	624,105		
161	STEWART-MARCHMAN BEHAVIORAL HEALTHCARE			1,500,000
162	THE DAVID LAWRENCE CENTER - ADD	100,000		
163	TITLE IV-E GUARDIANSHIP ASSISTANCE IMPLEMENTATION	5,758		3,100
164	TRANSITON HOUSE HOMELESSNESS PROGRAM - BRADFORD COUNTY	300,000		
165	TRILOGY INTERGRATED RESOURCES	500,000		
166	VETERANS ALTERNATIVE RETREAT PROGRAM	250,000		
167	VICTORY FOR YOUTH	400,000		
168	4KIDS FOSTER PARENT RECRUITMENT PROJECT	495,000		
169	Total	36,699,707	12,753,842	68,824,717
170	<b>DEPARTMENT OF CITRUS</b>			
171	"FLORIDA FORWARD" CONSUMER COMMUNICATION PROGRAM	4,064,450		
172	Total	4,064,450	0	0
173	<b>DEPARTMENT OF CORRECTIONS</b>			
174	BETHEL READY4WORK - TALLAHASSEE REENTRY PROGRAM	150,000		
175	CHILDREN OF INMATES	500,000		

**Fiscal Year 2018-19 Nonrecurring Appropriations  
Adjusted For Vetoes And Supplementals**

Row#	Agency/Issue Title	General Revenue	State Trust Funds	Federal Trust Funds
176	CONTRACTED INMATE HEALTH SERVICES	10,500,000		
177	DESKTOP VIRTUALIZATION		2,659,532	
178	DISABILITY RIGHTS FLORIDA - AMERICANS WITH DISABILITIES ACT	2,233,788		
179	DISABILITY RIGHTS FLORIDA - MENTAL HEALTH	2,047,181		
180	ENHANCED OFFENDER REHABILITATION PROGRAM	6,962,578		
181	HOME BUILDER'S INSTITUTE	500,000		
182	INFECTIOUS DISEASE DRUG TREATMENT	5,462,707		
183	MAINTENANCE AND REPAIR	6,272,692		
184	PRISON LITERACY PILOT PROGRAM	375,000		
185	READY4WORK RE-ENTRY	500,000		
186	REENTRY ALLIANCE PENSACOLA, INC	200,000		
187	RESTORE EX-OFFENDER REENTRY PROGRAM - PALM BEACH COUNTY	250,000		
188	Total	35,953,946	2,659,532	0
189	<b>DEPARTMENT OF ECONOMIC OPPORTUNITY</b>			
190	ADVOCATING INTERNATIONAL BUSINESS RELATIONSHIPS		400,000	
191	AFFORDABLE HOUSING PROGRAMS		69,155,000	
192	BUILDING HOMES FOR HEROES	1,000,000		
193	BUSINESS INITIATIVE PROJECTS	3,400,000	8,656,783	
194	COMMUNITY PLANNING LITIGATION - PROVIDE FUNDING TO CONTRACT WITH THE ATTORNEY GENERAL'S OFFICE		100,000	
195	ECONOMIC DEVELOPMENT TOOLS	10,500,000	17,600,000	
196	ESTABLISH ADDITIONAL OPERATING BUDGET AUTHORITY FOR COMMUNITY DEVELOPMENT BLOCK GRANT (CDBG) PROGRAM			90,000,000
197	EVERGLADES RESTORATION AGRICULTURAL COMMUNITY TRAINING PROGRAM	1,500,000		
198	FLORIDA JOB GROWTH GRANT FUNDING	85,000,000		
199	GRANTS AND AIDS - FIXED CAPITAL OUTLAY	1,111,307		
200	HOUSING AND COMMUNITY DEVELOPMENT PROJECTS		4,440,000	
201	MAINTENANCE AND REPAIR		1,351,500	
202	READY TO WORK	2,500,000		
203	SPACE FLORIDA - FINANCING PROGRAM FOR AEROSPACE INDUSTRY	6,000,000		
204	STATE HOUSING INITIATIVES PARTNERSHIP (SHIP) PROGRAM		40,450,000	
205	VISIT FLORIDA - MAINTAIN CURRENT FUNDING LEVEL	19,000,000	7,000,000	
206	WORKFORCE PROJECTS	650,000	1,160,000	
207	Total	130,661,307	150,313,283	90,000,000
208	<b>DEPARTMENT OF EDUCATION</b>			
209	ACCESS TO BETTER LEARNING AND EDUCATION (ABLE) INCREASE IN AWARD AMOUNT	1,811,000		
210	ADDITIONAL BUDGET AUTHORITY - SCHOOL READINESS FRAUD RESTITUTION PAYMENTS			950,000
211	ADDITIONAL FUNDS IN THE FLORIDA COLLEGE SYSTEM PROGRAM FUND	2,477,738		
212	ADVANCEMENT VIA INDIVIDUAL DETERMINATION (AVID)	500,000		
213	ALL PRO DAD/FAMILY FIRST	500,000		
214	AMSKILLS PROGRAM	50,000		
215	BAY WELDING PROGRAM FOR SHIPBUILDING	250,000		
216	BEST BUDDIES	250,000		
217	BETHUNE COOKMAN UNIVERSITY - PETROCK COLLEGE OF HEALTH SCIENCES	250,000		
218	BIG BROTHERS-BIG SISTERS	500,000		
219	BLIND BABIES SUCCESSFUL TRANSITION FROM PRESCHOOL TO SCHOOL	500,000		
220	BOOKS TO BABIES PILOT PROJECT	150,000		
221	BREVARD ACHIEVEMENT CENTER - BREVARD ADULTS WITH DISABILITIES	199,714		
222	BROWARD COLLEGE OPERATIONAL SUPPORT	500,000		
223	COLLEGE OF CENTRAL FLORIDA - OPERATIONAL SUPPORT	1,000,000		

**Fiscal Year 2018-19 Nonrecurring Appropriations  
Adjusted For Vetoes And Supplementals**

Row#	Agency/Issue Title	General Revenue	State Trust Funds	Federal Trust Funds
224	CROSS AND ANVIL FOR AT-RISK YOUTH	125,000		
225	DAYTONA STATE COLLEGE - OPTICIAN TECHNOLOGY PROGRAM EQUIPMENT	350,000		
226	DESTINATION LAKE BUILDING A STRONG COMMUNITY	866,058		
227	DISTRICT COST DIFFERENTIAL STUDY	100,000		
228	EARLY CHILDHOOD EDUCATION AND THERAPEUTIC INTERVENTION	444,448		
229	EARLY LEARNING - CH 2018-136, LOF (HB 1091)			6,000,000
230	EDUCATION - CH 2018-6, LOF (HB 7055)	100,000		
231	EDUCATION CAPITAL PROJECTS	91,538,717	134,382,488	
232	EDUCATION CAPITAL PROJECTS - SECTION 99 - CHAPTER 2018-9, LOF	29,100,000		
233	EDUCATIONAL FACILITIES INFORMATION SYSTEM		1,250,000	
234	EDWARD WATERS COLLEGE - COLLEGE PROMISE PROGRAM	356,000		
235	EFFECTIVE ACCESS TO STUDENT EDUCATION (EASE) INCREASE IN AWARD AMOUNT	7,818,000		
236	FAMILY CAFE'	150,000		
237	FIRST TEE PROGRAM	200,000		
238	FLORIDA AFTER SCHOOL NETWORK/OUNCE OF PREVENTION FUND OF FLORIDA	200,000		
239	FLORIDA ASSOCIATION OF AGENCIES SERVING THE BLIND	500,000		
240	FLORIDA ASSOCIATION OF DISTRICTS SUPERINTENDENTS TRAINING	500,000		
241	FLORIDA CHANNEL YEAR ROUND COVERAGE	152,000		
242	FLORIDA CHARTER SUPPORT UNIT	200,000		
243	FLORIDA CHILDREN'S INITIATIVES	600,000		
244	FLORIDA EDUCATION FINANCE PROGRAM	-245,537,276	245,537,276	
245	FLORIDA KEYS COMMUNITY COLLEGE HURRICANE STUDENT GAP FUNDING	250,000		
246	FLORIDA MEMORIAL UNIVERSITY - TECHNOLOGY LEARNING OPPORTUNITIES (TLO) FOR THE LOCAL WORKFORCE	500,000		
247	GARDINER SCHOLARSHIP PROGRAM	4,463,832		
248	HERNANDO COUNTY SCHOOL DISTRICT PROJECT SEAHORSE	205,000		
249	HOLOCAUST MEMORIAL MIAMI BEACH	333,499		
250	HOME INSTRUCTIONAL PROGRAM FOR PRESCHOOL YOUNGSTERS (HIPPY)			2,500,000
251	IMPROVE SECURITY, SAFETY AND ACCESS TO VOCATIONAL REHABILITATION FACILITIES			900,000
252	INCLUSIVE TRANSITION AND EMPLOYMENT MANAGEMENT PROGRAM (ITEM)	750,000		
253	INFORMATION MANAGEMENT SYSTEM REPLACEMENT AND UPGRADE			100,000
254	JACKSONVILLE SCHOOL FOR AUTISM - STRATEGIES AND TECHNIQUES FOR EFFECTIVE PRACTICE (STEP) PROGRAM	250,000		
255	JESUS CHRIST ARCH ANGELS LIBERTY SQUARE SPORTS, EDUCATION, AND WELLNESS PROGRAM	100,000		
256	JUNIOR ACHIEVEMENT	715,444		
257	KINDNESS MATTERS PROGRAM	142,000		
258	KNOWLEDGE IS POWER PROGRAM	2,000,000		
259	LAKE SUMTER STATE COLLEGE - MATH EMPORIUM AND EXPANSION OF THE RISE SUMMER MATH ACADEMY	250,000		
260	LAKE TECHNICAL COLLEGE - CENTER FOR ADVANCED MANUFACTURING	750,000		
261	LAUREN'S KIDS	1,500,000		
262	LEARNING FOR LIFE	500,000		
263	LITTLE HAVANA ACTIVITIES AND NUTRITION CENTERS CHILD CARE PROGRAM	100,000		
264	LOTUS HOUSE WOMEN'S EMPLOYMENT AND EDUCATION PROGRAM	200,000		

**Fiscal Year 2018-19 Nonrecurring Appropriations  
Adjusted For Vetoes And Supplementals**

Row#	Agency/Issue Title	General Revenue	State Trust Funds	Federal Trust Funds
265	MAINTENANCE AND REPAIR		277,917,512	
266	MEDICAL TRAINING SIMULATION LAB	500,000		
267	MIAMI DADE COLLEGE CYBER SECURITY TRAINING CENTER	700,000		
268	MOURNING FAMILY FOUNDATION	500,000		
269	NATIONAL FLIGHT ACADEMY	421,495		
270	NEXT GENERATION AGRICULTURE EDUCATION PROGRAMS	250,000		
271	NEXT GENERATION AGRICULTURE EDUCATION STUDENTS	250,000		
272	NORTHEAST FLORIDA STEM2 HUB REGION INITIATIVES	975,000		
273	NOVA SOUTHEASTERN UNIVERSITY - PEDIATRIC FEEDING DISORDERS PROGRAM	669,282		
274	PARTNERSHIP FOR SCHOOL READINESS - EARLY LEARNING PERFORMANCE FUNDING PROJECT			12,000,000
275	PERFORMANCE BASED INCENTIVES	10,000,000		
276	PRESCHOOL EMERGENCY ALERT RESPONSE LEARNING SYSTEM (PEARLS)	800,000		
277	PRINCIPAL AUTONOMY PILOT PROGRAM	390,000		
278	PUBLIC SAFETY - CHAPTER 2018-3, LOF (SB 7026)	74,425,000		
279	PUBLIC SAFETY (FIXED CAPITAL OUTLAY) - CHAPTER 2018-3, LOF (SB 7026)	125,225,000		
280	PUTNAM COUNTY SCHOOL DISTRICT ADVANCED MANUFACTURING	250,000		
281	REGIONAL EDUCATION CONSORTIUM SERVICES	304,610		
282	RIVIERA BEACH EARLY LEARNING SUPPORT PILOT	150,000		
283	SARASOTA COUNTY SCHOOLS SUMMER LEARNING ACADEMY - CHAPTER 2018-9, LOF, SECTION 99	500,000		
284	SCHOOL READINESS TEACHER TRAINING			3,000,000
285	SEED SCHOOL OF MIAMI - CHAPTER 2018-9, LOF, SECTION 99	2,000,000		
286	SEMINOLE COUNTY PUBLIC SCHOOLS AVIATION PROGRAM	500,000		
287	SMART HORIZONS ONLINE CAREER EDUCATION	750,000		
288	SOUTH FLORIDA STATE COLLEGE MOBILE WELDING LAB	500,000		
289	ST JOHNS RIVER STATE COLLEGE - OPERATIONAL SUPPORT	3,000,000		
290	STANDARD STUDENT ATTIRE	3,000,000		
291	STATE INVESTMENT IN PERFORMANCE BASED INCENTIVES	30,000,000		
292	TEACHER EDUCATION AND COMPENSATION HELPS (T.E.A.C.H.)			7,000,000
293	THE FLORIDA DEVELOPMENTAL DISABILITIES COUNCIL HELP ME GROW	425,000		
294	THE SEED SCHOOL OF MIAMI	2,000,000		
295	THE WOW CENTER OF MIAMI	350,000		
296	UNIVERSITY OF CENTRAL FLORIDA COMMUNITY PARTNERSHIP SCHOOLS	1,400,000		
297	VOLUSIA SCHOOLS SCIENCE, TECHNOLOGY, ENGINEERING AND MATH (STEM) AND BLENDED LEARNING	25,000		
298	WRITING LAB PARTNERSHIP - DAYTONA STATE COLLEGE - UNIVERSITY OF CENTRAL FLORIDA	1,000,000		
299	YMCA YOUTH IN GOVERNMENT	200,000		
300	Total	171,171,561	659,087,276	32,450,000
301	<b>DEPARTMENT OF ELDER AFFAIRS</b>			
302	ALZHEIMER'S COMMUNITY CARE, INC.	1,500,000		
303	AUSTIN HEPBURN SENIOR MINI CENTER - CITY OF HALLANDALE BEACH	82,080		
304	CENTER FOR INDEPENDENT LIVING CENTRAL FLORIDA, INC. - CENTRAL FLORIDA HEALTH AND SAFETY FOR SENIORS PILOT PROJECT	250,000		
305	CITY OF HIALEAH - MEALS PROGRAM	1,400,000		
306	CITY OF HIALEAH GARDENS - HOT MEALS	292,000		
307	CITY OF MIAMI SPRINGS SENIOR CENTER	165,944		
308	CITY OF WEST PARK - SENIOR PROGRAMMING	250,000		
309	CLIENT INFORMATION AND REGISTRATION TRACKING SYSTEM PROJECT IMPLEMENTATION	157,187		1,137,186
310	COMMUNITY COALITION HOT MEALS PROGRAM	250,000		

**Fiscal Year 2018-19 Nonrecurring Appropriations  
Adjusted For Vetoes And Supplementals**

Row#	Agency/Issue Title	General Revenue	State Trust Funds	Federal Trust Funds
311	DAVID POSNACK JEWISH COMMUNITY CENTER - SENIOR KOSHER MEAL PROGRAM	149,537		
312	EASTER SEALS OF SOUTH FLORIDA	200,000		
313	JEWISH FAMILY AND COMMUNITY SERVICES OF SOUTHWEST FLORIDA - DEMENTIA RESPITE SUPPORT	75,000		
314	LHANC ADULT DAY CARE	700,000		
315	NASSAU - OVERCOMING HUNGER FOR NEEDY SENIORS	400,000		
316	NORTH EAST FLORIDA SENIOR HOME DELIVERED MEALS PROGRAM	400,000		
317	NORTH MIAMI FOUNDATION FOR SENIOR CITIZENS SERVICES, INC.	250,000		
318	SELF RELIANCE, INC. - HOME MODIFICATION FOR ELDERLY PROGRAM	500,000		
319	UNITED HOME CARE ASSISTED LIVING FACILITY	500,000		
320	Total	7,521,748	0	1,137,186
321	<b>DEPARTMENT OF ENVIRONMENTAL PROTECTION</b>			
322	DIESEL EMISSIONS REDUCTION ACT (DERA) GRANT - AIR RESOURCES MANAGEMENT		452,985	
323	ENVIRONMENTAL PROJECTS	74,773,176	315,949,305	316,495,503
324	FLORIDA RESILIENT COASTLINE INITIATIVE (FRCI)	1,000,000		
325	FORT MEADE PHOSPHOROUS REDUCTION		750,000	
326	FUNDING FOR GEOGRAPHIC INFORMATION SYSTEMS STAFF TRANSFERRED FROM AGENCY FOR STATE TECHNOLOGY		7,510	
327	GEOLOGICAL DATA ENTERPRISE SYSTEM PROJECT		140,000	
328	GRANTS AND AIDS - FIXED CAPITAL OUTLAY	2,000,000	6,000,000	8,832,000
329	INDIAN RIVER LAGOON NATIONAL ESTUARY PROGRAM	250,000		
330	LAND ACQUISITION		89,000,000	
331	MAINTENANCE AND REPAIR		43,079,987	3,000,000
332	MONROE COUNTY REEF PROTECTION	277,650		
333	REPLACEMENT OF MOTOR VEHICLES		595,000	
334	REPLACEMENT OF VESSELS		40,000	
335	SECTIONS IN THE BACK OF THE GENERAL APPROPRIATIONS ACT (GAA) - SECTION 99 - CHAPTER 2018-9, LOF	5,750,000		
336	TRANSFER TO ARMY CORPS OF ENGINEERS - HERBERT HOOVER DIKE	50,000,000		
337	TRANSFER TO FLORIDA FOREVER TRUST FUND	71,964,756	13,035,244	
338	Total	206,015,582	469,050,031	328,327,503
339	<b>DEPARTMENT OF FINANCIAL SERVICES</b>			
340	ADDITIONAL AUTHORITY FOR A MEDICAL COSTS CONSULTANT		100,000	
341	CATASTROPHIC ADVANCED TECHNOLOGY TESTING		750,000	
342	DEPARTMENT OF FINANCIAL SERVICES - CHAPTER 2018-102, LOF (HB 1073)		500,000	
343	ENHANCEMENTS FOR LAW ENFORCEMENT PERSONNEL - FEDERAL LAW ENFORCEMENT TRUST FUND			224,250
344	ENTERPRISE DATA INTEGRITY AND AVAILABILITY		155,998	
345	FLAIR REPLACEMENT		32,471,137	
346	FLORIDA INTERNATIONAL UNIVERSITY MIAMI BEACH COASTAL FLOODING HAZARD RESEARCH PROJECT		327,227	
347	FUNERAL AND CEMETERY SYSTEMS UNIFICATION AND DATA SIMPLIFICATION		1,200,000	
348	GRANTS AND AIDS - FIXED CAPITAL OUTLAY		7,876,650	
349	GRANTS AND AIDS LOCAL GOVERNMENT FIRE SERVICES		4,022,000	
350	INFORMATION TECHNOLOGY INFRASTRUCTURE CONSOLIDATION AND RELIABILITY		350,000	
351	MAINTENANCE AND REPAIR		385,000	
352	REPLACEMENT OF SCIENTIFIC LABORATORY EQUIPMENT - ARSON LAB		250,000	
353	STAFFING/WORKLOAD - LAW ENFORCEMENT PERSONNEL - WORKERS' COMPENSATION INSURANCE FRAUD		200,796	

**Fiscal Year 2018-19 Nonrecurring Appropriations  
Adjusted For Vetoes And Supplementals**

Row#	Agency/Issue Title	General Revenue	State Trust Funds	Federal Trust Funds
354	TRANSFER TO UNIVERSITY OF MIAMI - SYLVESTER COMPREHENSIVE CANCER CENTER - FLORIDA FIREFIGHTER CANCER RESEARCH	2,000,000		
355	Total	2,000,000	48,588,808	224,250
356	<b>FISH AND WILDLIFE CONSERVATION COMMISSION</b>			
357	ADJUST FUNDING TO NONRECURRING - ADD		2,004,403	
358	AVIATION ENHANCEMENT	1,023,857		
359	ENTERPRISE MOBILE DEVELOPMENT INITIATIVE		488,000	
360	ENVIRONMENTAL PROJECTS	500,000	300,000	300,000
361	FLORIDA BLACK BEAR CONFLICT REDUCTION		500,000	
362	GRANTS AND AIDS - FIXED CAPITAL OUTLAY		4,146,300	3,900,000
363	LAW ENFORCEMENT BODY WORN CAMERAS		735,760	
364	LAW ENFORCEMENT OFFICER RESERVE PROGRAM		243,052	
365	NON-NATIVE AND CONFLICT SPECIES MANAGEMENT		1,000,000	
366	REPLACEMENT EQUIPMENT - BOATS, MOTORS, AND TRAILERS		1,685,590	
367	REPLACEMENT OF MOTOR VEHICLES		321,228	
368	SPECIAL PURPOSE	2,100,000	3,440,814	3,000,000
369	YOUTH CONSERVATION EDUCATION DONATIONS		150,000	
370	Total	3,623,857	15,015,147	7,200,000
371	<b>EXECUTIVE OFFICE OF THE GOVERNOR</b>			
372	CONTRACT FOR STATEWIDE LIDAR MAPPING SERVICES	15,000,000		
373	ENHANCEMENTS TO E-PLAN		188,000	
374	GRANTS AND AIDS - FIXED CAPITAL OUTLAY	10,535,000		
375	OPEN FEDERALLY DECLARED DISASTERS - FUNDING TO COMMUNITIES		51,935,105	1,665,594,682
376	OPEN FEDERALLY DECLARED DISASTERS - STATE OPERATIONS		31,437,545	11,491,297
377	Total	25,535,000	83,560,650	1,677,085,979
378	<b>DEPARTMENT OF HEALTH</b>			
379	ADDITIONAL FEDERAL FUNDING FOR RAPE PREVENTION PROGRAM GRANTS			91,412
380	ADDITIONAL FEDERAL FUNDING FOR THE EARLY STEPS PROGRAM			3,490,758
381	ADDITIONAL RESOURCES FOR COMMUNITY WATER FLUORIDATION PROGRAM	200,000		
382	ALACHUA COUNTY ORGANIZATION FOR RURAL NEEDS (ACORN)	750,000		
383	ANDREWS REGENERATIVE MEDICINE CENTER	1,000,000		
384	AUDITORY-ORAL SERVICES FOR CHILDREN WITH HEARING LOSS	550,000		
385	BITNER/PLANTE AMYOTROPHIC LATERAL SCLEROSIS INITIATIVE	250,000		
386	CHILDREN'S MEDICAL SERVICES - EARLY STEPS ADMINISTRATIVE SYSTEM			1,357,866
387	CODE CORRECTIONS		3,265,601	
388	CONTROLLED SUBSTANCES - CHAPTER 2018-13, LOF (HB 21)	117,700		
389	FLORIDA STATE UNIVERSITY - RURAL NORTHWEST FLORIDA PUBLIC HEALTH MOSQUITO SURVEILLANCE	578,544		
390	GRANTS AND AIDS - FIXED CAPITAL OUTLAY	500,000		
391	HEIKEN CHILDREN'S VISION PROGRAM	250,000		
392	ISLET CELL TRANSPLANTATION TO CURE DIABETES	300,000		
393	KEYS AREA HEALTH EDUCATION CENTER - MONROE COUNTY CHILDREN'S HEALTH CENTER	250,000		
394	LIVE LIKE BELLA CHILDHOOD CANCER FOUNDATION	600,000		
395	MAINTENANCE AND REPAIR		4,000,000	
396	MIAMI PROJECT TO CURE PARALYSIS	1,000,000		
397	PERINATAL MENTAL HEALTH - CH 2018-98, LOF (HB 937)	21,600		
398	PROJECT BE STRONG - TEEN PREGNANCY PREVENTION PROGRAM	50,000		
399	REALIGNMENT OF DISASTER RECOVERY SERVICES EXPENDITURES - ADD	90,651		
400	ST. JOHN BOSCO CLINIC	300,000		
401	ST. JOSEPH'S CHILDREN'S HOSPITAL	1,098,000		

**Fiscal Year 2018-19 Nonrecurring Appropriations  
Adjusted For Vetoes And Supplementals**

Row#	Agency/Issue Title	General Revenue	State Trust Funds	Federal Trust Funds
402	UNIVERSITY OF MIAMI - HUMAN IMMUNODEFICIENCY VIRUS/ACQUIRED IMMUNE DEFICIENCY SYNDROME (HIV/AIDS) RESEARCH	1,000,000		
403	UNIVERSITY OF MIAMI MILLER SCHOOL OF MEDICINE - FLORIDA STROKE REGISTRY	500,000		
404	WORKLOAD - INCREASED COST OF TESTING METHOD FOR X-LINKED ADRENOLEUKODYSTROPHY (X-ALD) - NEWBORN SCREENING PROGRAM		1,078,500	
405	Total	9,406,495	8,344,101	4,940,036
406	<b>DEPARTMENT OF HIGHWAY SAFETY AND MOTOR VEHICLES</b>			
407	DEPARTMENT STATEWIDE MAINTENANCE NEEDS		500,000	
408	ENHANCE INFORMATION SECURITY INFRASTRUCTURE		295,000	
409	FIELD OFFICE EQUIPMENT REFRESH		524,832	
410	MAINTENANCE AND REPAIR		3,255,500	
411	MOTORIST MODERNIZATION PHASE I		7,456,000	
412	MOTORIST MODERNIZATION PHASE II		5,037,000	
413	PROVIDE FUNDING FOR GLOBAL POSITIONING SYSTEM (GPS)-ENABLED PURSUIT INTERVENTION TECHNOLOGY FOR THE FLORIDA HIGHWAY PATROL		340,000	
414	PROVIDE FUNDING FOR HAND-HELD NARCOTIC ANALYZERS FOR THE FLORIDA HIGHWAY PATROL		885,272	
415	PROVIDE FUNDING FOR RELOCATION OF THE ORLANDO REGIONAL COMMUNICATION CENTER		1,120,000	
416	PURCHASE OF FLORIDA LICENSING ON WHEELS (FLOW) MOBILE		335,000	
417	REPLACEMENT EQUIPMENT		1,032,410	
418	REPLACEMENT OF FLAMMABLE FLARES WITH ELECTRIC LIGHT EMITTING DIODE (LED) FLARES FOR THE FLORIDA HIGHWAY PATROL		390,000	
419	Total	0	21,171,014	0
420	<b>JUSTICE ADMINISTRATION</b>			
421	ADDITIONAL EQUIPMENT		106,430	
422	ADDITIONAL EQUIPMENT - MOTOR VEHICLES		158,259	
423	CONVERSION OF OTHER PERSONAL SERVICES AND CONTRACTED SERVICES POSITIONS TO FULL-TIME EQUIVALENT POSITIONS	220,126		
424	CRIME DATA CONSOLIDATION PILOT PROJECT	575,000		
425	CROSSOVER PROGRAM FUNDING		2,777	
426	DOMESTIC VIOLENCE COURT DIVISION	11,215		
427	GRAHAM/MILLER/ATWELL ETCETERA - COURT MANDATED JUVENILE RESENTENCING		46,477	
428	INFORMATION SECURITY MANAGER	60,000		
429	INFORMATION TECHNOLOGY INFRASTRUCTURE REPLACEMENT	20,000		
430	INVESTIGATION AND PROSECUTION OF HUMAN TRAFFICKING CRIMES	15,930		
431	INVOLUNTARY ADMISSION TO RESIDENTIAL SERVICES PURSUANT TO SECTION 393.11 FLORIDA STATUTE		2,777	
432	JUVENILE BAKER ACT		5,554	
433	MENTAL HEALTH PROFESSIONAL	2,777	2,777	
434	REIMBURSEMENT FOR EXTRAORDINARY GUARDIAN AD LITEM ADVOCATES EXPENSES	331,000		
435	REPLACEMENT EQUIPMENT		131,307	
436	REPLACEMENT OF MOTOR VEHICLES		1,626,259	
437	SOFTWARE MAINTENANCE	33,100		
438	Total	1,269,148	2,082,617	0
439	<b>DEPARTMENT OF JUVENILE JUSTICE</b>			
440	AMIKIDS - APPRENTICESHIP AND JOB PLACEMENT PROGRAM	2,650,000		
441	AMIKIDS - CREDIT RECOVERY PROGRAM	1,000,000		
442	AMIKIDS FAMILY CENTRIC	3,000,000		
443	BIG BROTHERS BIG SISTERS OF FLORIDA	1,100,000	400,000	



**Fiscal Year 2018-19 Nonrecurring Appropriations  
Adjusted For Vetoes And Supplementals**

Row#	Agency/Issue Title	General Revenue	State Trust Funds	Federal Trust Funds
444	BOYS AND GIRLS CLUBS - GANG PREVENTION THROUGH TARGETED OUTREACH	1,000,000		
445	BOYS AND GIRLS CLUBS - GANG PREVENTION THROUGH TARGETED OUTREACH - CHAPTER 2018-9, LOF, SECTION 99	4,000,000		
446	BROWARD COUNTY NANCY J. COTTERMAN HUMAN TRAFFICKING PROJECT	100,000		
447	CLAY COUNTY YOUTH ALTERNATIVE TO SECURED DETENTION (SWEAT PROGRAM)		250,000	
448	CODE CORRECTIONS		250,000	
449	CONTINUATION AND EXPANSION OF PREVENTION AND EARLY INTERVENTION PROGRAMS	3,100,000	4,871,291	
450	DAN MARINO FOUNDATION - JUVENILE REENTRY VIRTUAL INTERVIEWING PROGRAM	175,000		
451	DELORES BARR WEAVER POLICY CENTER	375,000		
452	FRED G MINMIS PILOT JUVENILE OFFENDER BETTERMENT SERVICES (JOBS)	100,000		
453	GRANTS AND AIDS - FIXED CAPITAL OUTLAY	250,000		
454	INFORMATION TECHNOLOGY INFRASTRUCTURE REPLACEMENT			804,000
455	MAINTENANCE AND REPAIR	1,000,000	4,000,000	
456	NEW HORIZONS - AFTER SCHOOL AND WEEKEND REHABILITATION PROGRAM		275,000	
457	NORTHWEST JACKSONVILLE YMCA TEEN PROGRAMMING	250,000		
458	PACE CENTER FOR GIRLS - CITRUS COUNTY	1,400,000		
459	PARENTING WITH LOVE AND LIMITS	750,000		
460	PEACE HUBS: INNER CITY GUN VIOLENCE PREVENTION INITIATIVE	1,000,000		
461	PRICE LEVEL INCREASE RESIDENTIAL PROGRAMS	2,000,000		
462	PRODIGY PROGRAM	500,000		
463	SUPPORT FACILITIES		1,085,000	
464	WAYMAN COMMUNITY DEVELOPMENT CORPORATION - AT RISK YOUTH SERVICES		150,000	
465	YOUTH ADVOCATE PROGRAM	350,000		
466	Total	24,100,000	11,281,291	804,000
467	<b>DEPARTMENT OF LAW ENFORCEMENT</b>			
468	CAPE CORAL MOBLE COMMAND CENTER	176,250		
469	CITY OF WEST PALM BEACH - CRITICAL INCIDENT RESPONSE EQUIPMENT	300,000		
470	COPS PROGRAM - JACKSONVILLE	250,000		
471	CRIMINAL JUSTICE - CHAPTER 2018-127, LOF (SB 1392)	1,084,116		
472	FLORIDA STATE UNIVERSITY PANAMA CITY UNDERWATER CRIME SCENE INVESTIGATION PROGRAM	650,000		
473	GRANTS AND AIDS - FIXED CAPITAL OUTLAY	5,100,000		
474	IMPROVE SEXUAL OFFENDER AND PREDATOR REGISTRY DATABASE		2,220,680	
475	INCREASE TRUST FUND AUTHORITY FOR TENANT BROKER COMMISSIONS		53,800	
476	INFORMATION TECHNOLOGY INFRASTRUCTURE REPLACEMENT		4,220,595	
477	MAINTENANCE AND REPAIR	500,000		
478	PROJECT COLD CASE	75,000		
479	PUBLIC SAFETY - CHAPTER 2018-3, LOF (SB 7026)	350,000		
480	REPLACE HAZARDOUS DEVICE/EMERGENCY ORDNANCE DISPOSAL VEHICLES		98,000	
481	Total	8,485,366	6,593,075	0
482	<b>DEPARTMENT OF LEGAL AFFAIRS</b>			
483	AGENCY WIDE INFORMATION TECHNOLOGY MODERNIZATION PROGRAM		7,354,982	
484	CHILDREN'S ADVOCACY CENTERS	500,000		
485	CUBAN-AMERICAN BAR ASSOCIATION	200,000		
486	GRANTS AND AIDS - FIXED CAPITAL OUTLAY	350,000		

**Fiscal Year 2018-19 Nonrecurring Appropriations  
Adjusted For Vetoes And Supplementals**

Row#	Agency/Issue Title	General Revenue	State Trust Funds	Federal Trust Funds
487	LEGAL SERVICES CLINIC OF THE PUERTO RICAN BAR ASSOCIATION, INC.	750,000		
488	MATCHING FUNDS TO PURCHASE AND INSTALL GENERATORS AT CERTIFIED DOMESTIC VIOLENCE CENTERS	1,457,309		
489	NANCY J. COTTERMAN STATE ATTORNEY LIAISON PROGRAM	250,000		
490	OPEN DOORS - VOICES FOR FLORIDA	1,800,000		
491	SELAH FREEDOM SEX TRAFFICKING AND EXPLOITATION VICTIMS PROGRAM	800,000		
492	VIRGIL HAWKINS FLORIDA CHAPTER BAR ASSOCIATION	150,000		
493	Total	6,257,309	7,354,982	0
494	<b>LEGISLATIVE BRANCH</b>			
495	CONTRACT FOR FEASIBILITY ANALYSIS ON STRATEGIC LOCATION OF PETROLEUM DISTRIBUTION CENTERS - DISASTERS	350,000		
496	Total	350,000	0	0
497	<b>DEPARTMENT OF THE LOTTERY</b>			
498	FLORIDA LOTTERY STATEWIDE DOCUMENT MANAGEMENT SYSTEM		338,724	
499	IMPROVEMENTS TO DISASTER RECOVERY CAPABILITIES		355,000	
500	WEBSITE CONTENT MANAGEMENT SYSTEM		42,000	
501	Total	0	735,724	0
502	<b>DEPARTMENT OF MANAGEMENT SERVICES</b>			
503	CODE CORRECTIONS	3,202,000		
504	COMMUNICATIONS SERVICES MIGRATION STAFF AUGMENTATION		674,160	
505	DOMESTIC SECURITY - FLORIDA INTEROPERABILITY NETWORK (FIN) INSUFFICIENT FUNDING	1,296,900		
506	DOMESTIC SECURITY - FLORIDA MUTUAL AID BUILD OUT (MAB) INSUFFICIENT FUNDING	565,852		
507	FIRST RESPONDER NETWORK AUTHORITY (FIRSTNET) GRANT			623,174
508	FLORIDA REGION INTERFERENCE EQUIPMENT		150,100	
509	INTERIOR REFURBISHMENT OF LEASED SPACE IN THE FLORIDA FACILITIES POOL		1,951,762	
510	MAINTENANCE AND REPAIR	38,105,840	18,918,846	
511	MYFLORIDAMARKETPLACE		75,000	
512	OTHER PERSONAL SERVICES		115,500	
513	PUTNAM COUNTY COMMUNICATIONS EQUIPMENT UPGRADE	790,232		
514	REPLACEMENT OF MOTOR VEHICLES		100,000	
515	SEMINOLE COUNTY COMPUTER AIDED DISPATCH SYSTEM	1,000,000		
516	STATEWIDE LAW ENFORCEMENT RADIO SYSTEM (SLERS) STAFF AUGMENTATION AND INDEPENDENT VERIFICATION AND VALIDATION SERVICES		1,292,220	
517	STATEWIDE TRAVEL MANAGEMENT SYSTEM ENHANCEMENTS TO PROVIDE PUBLIC VIEWING CAPABILITIES	405,000		
518	Total	45,365,824	23,277,588	623,174
519	<b>DEPARTMENT OF MILITARY AFFAIRS</b>			
520	ABOUT FACE PROGRAM	1,250,000		
521	ADDITIONAL EQUIPMENT - CAMP BLANDING			165,500
522	ADDITIONAL EQUIPMENT - PROTECTIVE EQUIPMENT	130,000		
523	ADDITIONAL EQUIPMENT - SEARCH AND RESCUE	70,000		
524	FORWARD MARCH PROGRAM	750,000		
525	INCREASE NATIONAL GUARD TUITION ASSISTANCE	1,032,100		
526	MINOR REPAIRS TO CAMP BLANDING STRUCTURES		200,000	
527	REPLACEMENT OF MOTOR VEHICLES			244,000
528	WORKER COMPENSATION FOR STATE ACTIVE DUTY	156,796		
529	Total	3,388,896	200,000	409,500
530	<b>DEPARTMENT OF REVENUE</b>			
531	AID TO LOCAL GOVERNMENTS - AERIAL PHOTOGRAPHY/MAPPING	1,174,040		
532	CHILD SUPPORT FEDERAL DEPARTMENT OF COMMERCE GRANT SPENDING AUTHORITY			1,082,795
533	FISCALLY CONSTRAINED COUNTIES - AD VALOREM TAX	28,655,434		

**Fiscal Year 2018-19 Nonrecurring Appropriations  
Adjusted For Vetoes And Supplementals**

Row#	Agency/Issue Title	General Revenue	State Trust Funds	Federal Trust Funds
534	REPLACEMENT OF MOTOR VEHICLES	60,000		
535	TAXATION - CH 2018-118, LOF (HB 7087)	741,319		
536	Total	30,630,793	0	1,082,795
537	<b>STATE COURT SYSTEM</b>			
538	CLERK OF COURT TEXTING TECHNOLOGY ENHANCEMENTS	750,000		
539	EARLY CHILDHOOD COURTS - EVALUATION	94,104		
540	SENIOR JUDGE SUPPORT TO COUNTY COURT	304,000		
541	VIVITROL DRUG TREATMENT	2,500,000		
542	Total	3,648,104	0	0
543	<b>DEPARTMENT OF STATE</b>			
544	ADVERTISING PROPOSED CONSTITUTIONAL AMENDMENTS	3,000,000		
545	CULTURAL AND MUSEUM GRANTS	4,700,000		
546	CYBER SECURITY FOR COUNTIES			1,904,140
547	FLORIDA AFRICAN-AMERICAN HERITAGE PRESERVATION NETWORK	450,000		
548	FLORIDA HOLOCAUST MUSEUM - ST. PETERSBURG	750,000		
549	FLORIDA HUMANITIES COUNCIL	500,000		
550	GRANTS AND AIDS - FIXED CAPITAL OUTLAY	2,033,000		
551	HISTORIC PRESERVATION GRANTS	1,250,000		
552	HOLOCAUST DOCUMENTATION AND EDUCATION CENTER	257,000		
553	INCREASED FUNDING FOR STATE AID TO LIBRARIES	3,000,000		
554	REIMBURSEMENTS TO COUNTIES FOR SPECIAL ELECTIONS	3,446,830		
555	Total	19,386,830	0	1,904,140
556	<b>DEPARTMENT OF TRANSPORTATION</b>			
557	APPLICATION DEVELOPMENT - ANNUAL OPERATING REPORTING SYSTEM (AOR)		852,686	
558	CODE CORRECTIONS		1,650,000	
559	COMMUNICATION HARDWARE UPGRADES		2,253,000	
560	CONSTRUCTION MANAGEMENT SYSTEM (CMS) UPDATES		800,806	
561	ENVIRONMENTAL PROJECTS		525,000	
562	REPLACEMENT EQUIPMENT FOR MATERIALS AND TESTING LABORATORIES		1,878,587	
563	SECURE ACCESS MANAGEMENT		1,000,000	
564	SECURE ENTERPRISE SERVER CONSOLIDATION		335,000	
565	SECURE VIDEO CONFERENCE EQUIPMENT		410,000	
566	SUPPORT COSTS FOR REGIONAL TRANSPORTATION MANAGEMENT CENTER		39,960	
567	SUPPORT FOR MINORITY TRAINING AND RECRUITMENT INTO CONSTRUCTION INDUSTRY			200,000
568	SUPPORT FOR TRANSPORTATION DISADVANTAGED		4,250,000	
569	TRANSPORTATION WORK PROGRAM		7,363,627,988	2,475,339,817
570	TRANSPORTATION WORK PROGRAM INTEGRATION INITIATIVE		11,000,000	
571	Total	0	7,388,623,027	2,475,539,817
572	<b>STATE UNIVERSITY SYSTEM</b>			
573	ANALYTIC SYSTEM CLOUD SERVICES - BOARD OF GOVERNORS	80,750		
574	DISASTER RECOVERY	20,000		
575	FLORIDA ATLANTIC UNIVERSITY - EVERGLADES RESTORATION AND COMMUNITY RESILIENCY POST IRMA	250,000		
576	FLORIDA ATLANTIC UNIVERSITY - MAX PLANCK SCIENTIFIC FELLOWSHIP PROGRAM	750,000		
577	FLORIDA INTERNATIONAL UNIVERSITY - OPERATIONAL SUPPORT	1,831,478		
578	FLORIDA INTERNATIONAL UNIVERSITY - TARGET SCIENCE, TECHNOLOGY, ENGINEERING AND MATH (STEM) INITIATIVES	3,500,000		
579	FLORIDA INTERNATIONAL UNIVERSITY - UNIVERSITY-INDUSTRY RESEARCH AND DEVELOPMENT LAB	500,000		
580	FLORIDA INTERNATIONAL UNIVERSITY WASHINGTON CENTER FOR INTERNSHIPS AND ACADEMIC SEMINARS	300,000		
581	FLORIDA POLYTECHNIC UNIVERSITY - ADVANCED MOBILITY INSTITUTE	500,000		

**Fiscal Year 2018-19 Nonrecurring Appropriations  
Adjusted For Vetoes And Supplementals**

Row#	Agency/Issue Title	General Revenue	State Trust Funds	Federal Trust Funds
582	FLORIDA STATE UNIVERSITY - OPERATIONAL ENHANCEMENT	3,242,200		
583	FLORIDA STATE UNIVERSITY - TALLAHASSEE VETERANS LEGAL COLLABORATIVE	400,000		
584	INFORMATION TECHNOLOGY - SECURITY	162,402		
585	INFORMATION TECHNOLOGY AND APPLICATION SUPPORT - STAFF AUGMENTATION - BOARD OF GOVERNORS	193,053		
586	INSTITUTE FOR FOOD AND AGRICULTURAL SCIENCES (IFAS) - 4-H AND FAMILY INITIATIVE	500,000		
587	INSTITUTE FOR HUMAN AND MACHINE COGNITION	500,000		
588	NATIONAL RANKING OPERATION ENHANCEMENT (UNIVERSITY OF FLORIDA AND FLORIDA STATE UNIVERSITY)	1,605,655		
589	RESTORE OPERATIONAL FUNDING - FLORIDA ATLANTIC UNIVERSITY	23,125		
590	STATE INVESTMENT IN UNIVERSITY PERFORMANCE BASED INCENTIVES	12,670,000		
591	TAKE STOCK IN CHILDREN: DRAMATICALLY IMPROVING POST-SECONDARY COMPLETION	650,000		
592	UNIVERSITY OF CENTRAL FLORIDA - FLORIDA FIRST ROBOTICS TEAM GRANT	400,000		
593	UNIVERSITY OF CENTRAL FLORIDA - POST TRAUMATIC STRESS DISORDER CLINIC FOR FLORIDA VETERANS AND FIRST RESPONDERS	500,000		
594	UNIVERSITY OF FLORIDA - LASTINGER CENTER ENSURING ACCESS TO ABUSE PREVENTION AND TRAUMA INFORMED CARE TECHNIQUES	1,500,000		
595	UNIVERSITY OF FLORIDA - LASTINGER CENTER FOR LEARNING	500,000		
596	UNIVERSITY OF FLORIDA - LASTINGER CENTER FOR LEARNING ALGEBRA NATION	1,000,000		
597	UNIVERSITY OF FLORIDA - OPERATIONAL ENHANCEMENT	3,242,200		
598	UNIVERSITY OF FLORIDA CENTER FOR TRANSLATIONAL RESEARCH IN NEURODEGENERATIVE DISEASE - CHAPTER 2018-9, LOF, SECTION 99	1,500,000		
599	UNIVERSITY OF FLORIDA HEALTH - PROGRAM TO CURE DYSTONIA AND OTHER INVOLUNTARY MUSCLE DISORDERS	500,000		
600	UNIVERSITY OF NORTH FLORIDA - REGIONAL UNIVERSITY GENERAL OPERATING ENHANCEMENT	1,394,345		
601	UNIVERSITY OF NORTH FLORIDA - THE JAX BRIDGES COMPETITIVE SMALL BUSINESS INITIATIVE	350,000		
602	UNIVERSITY OF SOUTH FLORIDA - CENTER FOR PARTNERSHIPS FOR ARTS- INTEGRATED TEACHING (PAINT)	350,000		
603	UNIVERSITY OF SOUTH FLORIDA - ST. PETE - SCIENCE, TECHNOLOGY, ENGINEERING AND MATH (STEM) PROGRAMS	1,000,000		
604	UNIVERSITY OF SOUTH FLORIDA - ST. PETERSBURG - JOINT INSTITUTE FOR GULF OF MEXICO STUDIES	100,000		
605	UNIVERSITY OF SOUTH FLORIDA ST PETE - CITIZEN SCHOLAR PARTNERSHIP	263,458		
606	UNIVERSITY OF WEST FLORIDA - CYBERSECURITY SUPPORT	600,000		
607	Total	40,878,666	0	0
608	<b>DEPARTMENT OF VETERANS AFFAIRS</b>			
609	ADDITIONAL MEDICAL/NON-MEDICAL AND RECREATIONAL EQUIPMENT AND FURNITURE IN STATE VETERANS' HOMES		1,136,000	
610	BENEFITS AND ASSISTANCE INCREASE STAFFING		30,320	
611	FIVE STAR VETERANS CENTER HOMELESS HOUSING AND REINTEGRATION PROJECT	150,000		
612	FLORIDA DEPARTMENT OF VETERANS' AFFAIRS STATE VETERANS' NURSING HOME PROGRAM REPLACE VANS EQUIPPED TO TRANSPORT HANDICAPPED RESIDENTS		326,000	
613	FLORIDA DEPARTMENT OF VETERANS' AFFAIRS, FLORIDA IS FOR VETERANS INC., ENTREPRENEUR TRAINING GRANT	750,000		

**Fiscal Year 2018-19 Nonrecurring Appropriations  
Adjusted For Vetoes And Supplementals**

<b>Row#</b>	<b>Agency/Issue Title</b>	<b>General Revenue</b>	<b>State Trust Funds</b>	<b>Federal Trust Funds</b>
614	INCREASED CAPACITY	500,000		
615	INITIAL STAFFING AND START UP OPERATIONS FOR ARDIE R. COPAS, STATE VETERANS' NURSING HOME, ST. LUCIE COUNTY		25,662	6,094
616	INITIAL STAFFING AND START UP OPERATIONS FOR LAKE BALDWIN, STATE VETERANS' NURSING HOME, ORANGE COUNTY		696,497	174,239
617	K9S FOR WARRIORS	250,000		
618	MAINTENANCE AND REPAIR		2,000,000	
619	STATE VETERANS' NURSING HOMES STAFFING INCREASE FOR THE INFECTION PREVENTION AND CONTROL PROGRAM		25,603	6,869
620	Total	1,650,000	4,240,082	187,202
621	Grand Total	1,074,465,664	9,043,963,427	4,863,788,359

**Note (see Row#: 74 and 244):** Negative nonrecurring appropriations occur when it is intended that a reduction be a nonrecurring or one-time reduction to a recurring base appropriation resulting in the automatic restoration of the reduction in a subsequent year.

## Vetoed Appropriations Fiscal Year 2018-19

Line #	Title	General Revenue	Trust Fund	Total
66 B	Special Categories - Grants And Aids - Lecom / Florida - Health Programs	2,116,907	-	2,116,907
66 C	FIT - Center for Manufacturing and Innovative Design (CAMID) (HB 4395) (Senate Form 1120)	450,000	-	450,000
66 C	Flagler College - Hotel Ponce de Leon Disaster Recovery (HB 4235) (Senate Form 1789)	1,000,000	-	1,000,000
84	Florida Institute of Education for the Rural Learning Exchange Network (HB 4613) (Senate Form 1885)	-	500,000	500,000
91 A	Jack and Jill Children's Center (HB 3191) (Senate Form 2264)	300,000	-	300,000
107	Relay Graduate School of Education (Nonrecurring Funds) (HB 4503)	500,000	-	500,000
108	Early Childhood Music Education Incentive Pilot Program	300,000	-	300,000
111	Arts Conservatory for Teens (Senate Form 2311)	125,000	-	125,000
111	City Year Florida (HB 2265) (Senate Form 1027)	500,000	-	500,000
111	Leader in Me Foundation (HB 3819)	250,000	-	250,000
115 A	Buses for Florosa Elementary Along Hurlburt AFB Corridor (HB 3031) (Senate Form 1712)	1,000,000	-	1,000,000
126	Eastern Florida State College Critical Evaluation Learning Management System/Curriculum	500,000	-	500,000
143	Florida State University Charles Hilton Endowed Professorship	300,000	-	300,000
143	Florida State University Florida Campus Compact	514,926	-	514,926
143	University of South Florida - Sarasota - Manatee South Florida Museum's Institute for STEAM Teaching: Center for PAInT	50,000	-	50,000
143	University of South Florida - St. Pete Greenhouse Project	72,500	-	72,500
143	University of West Florida Archaeology Program	931,439	-	931,439
143	University of South Florida, St. Petersburg Family Study Center (HB 3035) (Senate Form 1096)	300,000	-	300,000
399	PACE Partners of Northeast Florida, Inc. (Senate Form 2439)	50,000	-	50,000
403 A	FCO - MorseLife Assisted Living Facility (Senate Form 2548)	1,000,000	-	1,000,000
451	Bond Community Health Center, Inc. (Senate Form 2304)	340,000	-	340,000
457 A	Coalition for Medicinal Cannabis Research	150,000	-	150,000
457 A	Florida Drug Discovery Acceleration Program at Torrey Pines Institute for Molecular Studies (HB 2383) (Senate Form 1478)	1,500,000	-	1,500,000
542 A	Foundation for Healthy Floridians (HB 4137) (Senate Form 2064)	-	750,000	750,000
1173 A	SFAPAL Youth Directors Conference and Life After High School Program (HB 3083) (Senate Form 2059)	100,000	-	100,000
1173 A	City of Riviera Beach Summer Youth Employment Program (HB 3889) (Senate Form 1619)	150,000	-	150,000
1173 A	Fresh Path - High Risk Intervention Youth Program Fresh Ministries (HB 4135) (Senate Form 1550)	-	500,000	500,000
1229	Seminole County Sheriff's Office Shoplifting Electronic Monitoring Pilot Project (HB 2643) (Senate Form 2438)	250,000	-	250,000
1444	Miami International Agriculture, Horse and Cattle Show (HB 3825) (Senate Form 1106)	150,000	-	150,000
1452 B	Hardee County Agricultural Training/Conference Center (HB 2241) (Senate Form 1154)	500,000	-	500,000
1597 A	Grants And Aids To Local Governments And Nonstate Entities - Fixed Capital Outlay - Grants And Aids - Bal Harbour Village Bakers Haulover Inlet Bypassing	750,000	-	750,000
1687 A	Lakeland's Se7en Wetlands Wastewater Treatment Facility (HB 2275) (Senate Form 1146)	800,000	-	800,000
1846 D	Grants And Aids To Local Governments And Nonstate Entities - Fixed Capital Outlay - Palm Beach Zoo And Conservation Society	250,000	-	250,000
1866	Suncoast Parkway Extension	-	1,500,000	1,500,000
1906 A	CR 361 Beach Road Curve Realignment (HB 2617) (Senate Form 1412)	-	586,732	586,732
1906 A	Hillsborough County School Sidewalks and Safety Enhancement Project (HB 2429) (Senate Form 2126)	-	2,000,000	2,000,000
1906 A	Tamarac - Commercial Blvd. Corridor & Gateway Improvement (HB 4311) (Senate Form 1405)	-	734,764	734,764

## Vetoed Appropriations Fiscal Year 2018-19

Line #	Title	General Revenue	Trust Fund	Total
1906 A	City of Casselberry Quail Pond Circle Complete Street/Pedestrian Connectivity Improvements (HB 2527) (Senate Form 1574)	-	282,366	282,366
1906 A	Integrated Transit Smartphone Application Development and Implementation (HB 2509) (Senate Form 1821)	-	475,000	475,000
1906 A	Hillsborough County Orient Road (HB 2963) (Senate Form 2124)	-	2,000,000	2,000,000
1906 A	Palmetto Bay Multimodal Transit Station (HB 3821)	-	328,912	328,912
1906 A	Escambia County Beulah Interchange Connector (HB 4177) (Senate Form 1741)	-	1,000,000	1,000,000
1906 A	City of Apopka Harmon Road Extension (HB 4435) (Senate Form 1929)	-	1,000,000	1,000,000
1906 A	State Road 7 Pedestrian Lights (HB 2273) (Senate Form 2036)	-	650,000	650,000
1906 A	Morningside Drive Extension, Dade City, Pasco County (HB 4043) (Senate Form 1895)	-	4,700,000	4,700,000
1906 A	Blount Road Streetscape Improvements Project - Pompano Beach (HB 2759) (Senate Form 1033)	-	250,000	250,000
1906 A	Biscayne Green (HB 2675) (Senate Form 1199)	-	1,000,000	1,000,000
1906 A	Village of Biscayne Park - Street and Infrastructure Improvements (HB 2773) (Senate Form 2212)	-	915,000	915,000
1906 A	Bal Harbour Village - Roadway Infrastructure Improvements and Rehabilitation (HB 4127) (Senate Form 1902)	-	500,000	500,000
1906 A	St. Johns County CR 244 4-Lane Widening (HB 4247) (Senate Form 2221)	-	1,500,000	1,500,000
1906 A	CR 437 Realignment from Central Avenue to SR 46 (HB 4205) (Senate Form 1361)	-	7,000,000	7,000,000
1906 A	LYNX Operations Center Expansion for Paratransit/On Demand (Senate Form 1479)	-	2,000,000	2,000,000
1906 A	SR 826/NE 163rd Street Transportation Safety Infrastructure Improvements (Senate Form 2273)	-	1,000,000	1,000,000
1906 A	Rosery Road NE Road Reconstruction - City of Largo (Senate Form 2010)	-	1,000,000	1,000,000
1906 A	Virginia Drive Rehabilitation (Senate Form 1466)	-	229,000	229,000
1906 A	City of Coconut Creek - Traffic Signal at Lyons Road and St. Andrew's Intersection (Senate Form 1448)	-	225,000	225,000
1906 A	Opa-Locka Airport - Service Center (Senate Form 2381)	-	2,500,000	2,500,000
2181	Development of Heat Exhaustion Break Pods	-	300,000	300,000
2225	Special Categories - Grants And Aids - Housing Finance Corporation (Hfc) - Affordable Housing Programs	-	25,000	25,000
2233 A	City of Miami Beach - North Beach Business Incubator (HB 2535) (Senate Form 2280)	-	200,000	200,000
2233 A	City of Wauchula Community Auditorium Improvements (HB 3727) (Senate Form 1158)	150,000	-	150,000
2233 A	Clermont South Lake Wi-Fi Trail (HB 4099) (Senate Form 1308)	450,000	-	450,000
2367 A	Coral Gables Regional Emergency Operations Center and Public Safety Building (HB 3249) (Senate Form 1119)	1,500,000	-	1,500,000
2587	City of Palm Beach Gardens City Hall Expansion Emergency Facility (HB 3039) (Senate Form 1633)	500,000	-	500,000
2587	Dania Beach Emergency Operations Center (HB 3801) (Senate Form 1504)	100,000	-	100,000
2646	Florida Automated Vehicle Driver Education Initiative (HB 3061) (Senate Form 1812)	150,000	-	150,000
2743 A	Grants And Aids To Local Governments And Nonstate Entities - Fixed Capital Outlay - Lealman Community And Recreation Center	1,000,000	-	1,000,000
3090	Historic Hampton House Community Education and Adaptive Reuse (HB 3685) (Senate Form 2051)	250,000	-	250,000
3090	Historic Cocoa Village Playhouse, Inc. - R.M. Rembert Building (HB 3949) (Senate Form 1487)	250,000	-	250,000
3094 A	Historic Hernando School Restoration (HB 4427) (Senate Form 1896)	396,400	-	396,400
3094 A	University of Florida: St. Augustine Historic Building Roof Replacements (HB 4229) (Senate Form 1889)	250,000	-	250,000
3094 A	Acquisition of Florida Quilt Museum Building (Senate Form 2563)	270,000	-	270,000
3121	Okaloosa County Historical Museum Cooperative (OCHMC) (HB 2007)	30,000	-	30,000
3121	Florida Symphony Youth Orchestras Concert Funding (HB 4627) (Senate Form 2488)	30,000	-	30,000

## Vetoed Appropriations Fiscal Year 2018-19

Line #	Title	General Revenue	Trust Fund	Total
3121	Camp Blanding Museum - Expansion (HB 3281) (Senate Form 2252)	1,651,630	-	1,651,630
3121	American Craftsman Museum, Inc. (HB 4437) (Senate Form 2021)	500,000	-	500,000
3121	Great Explorations Children's Museum (HB 4497) (Senate Form 2022)	200,000	-	200,000
3121	Exploration of Culture and Humanities Options (ECHO) (Senate Form 2382)	50,000	-	50,000
3126 A	Ruth Eckerd Hall Expanding the Experience Campaign (HB 2473) (Senate Form 2153)	500,000	-	500,000
3142	Center for Prevention and Early Intervention Policy at Florida State University Technical Assistance and Training for Clinical Staff in Early Childhood Courts (Senate Form 2243)	386,120	-	386,120
<b>Subtotal Line Items</b>		<b>23,814,922</b>	<b>35,651,774</b>	<b>59,466,696</b>
B0019	Mount Zion Early Education Pilot Program Reversion/Reappropriation	934,000	-	934,000
B0040	Zika Research Funding Reversion	(15,000,000)	-	(15,000,000)
B0077	Conduct Emergency Evacuation Exercises Reversion/Reappropriation	-	750,000	750,000
B0097	Department of Legal Affairs Elections Commission Trust Fund Sweep	-	1,500,000	1,500,000
B0097	Department of Legal Affairs Legal Affairs Revolving Trust Fund Sweep	-	10,000,000	10,000,000
B0097	Department of Juvenile Justice Juvenile Crime Prevention and Early Intervention Trust Fund Sweep	-	1,000,000	1,000,000
B0099	Charter Schools Maintenance - Fixed Capital Outlay	5,000,000	-	5,000,000
B0099	University of South Florida St. Petersburg - Paraprofessionals Receiving (PREP) Program (Senate Form 2214)	400,000	-	400,000
<b>Subtotal Other Sections</b>		<b>(8,666,000)</b>	<b>13,250,000</b>	<b>4,584,000</b>
<b>Grand Total</b>		<b>15,148,922</b>	<b>48,901,774</b>	<b>64,050,696</b>

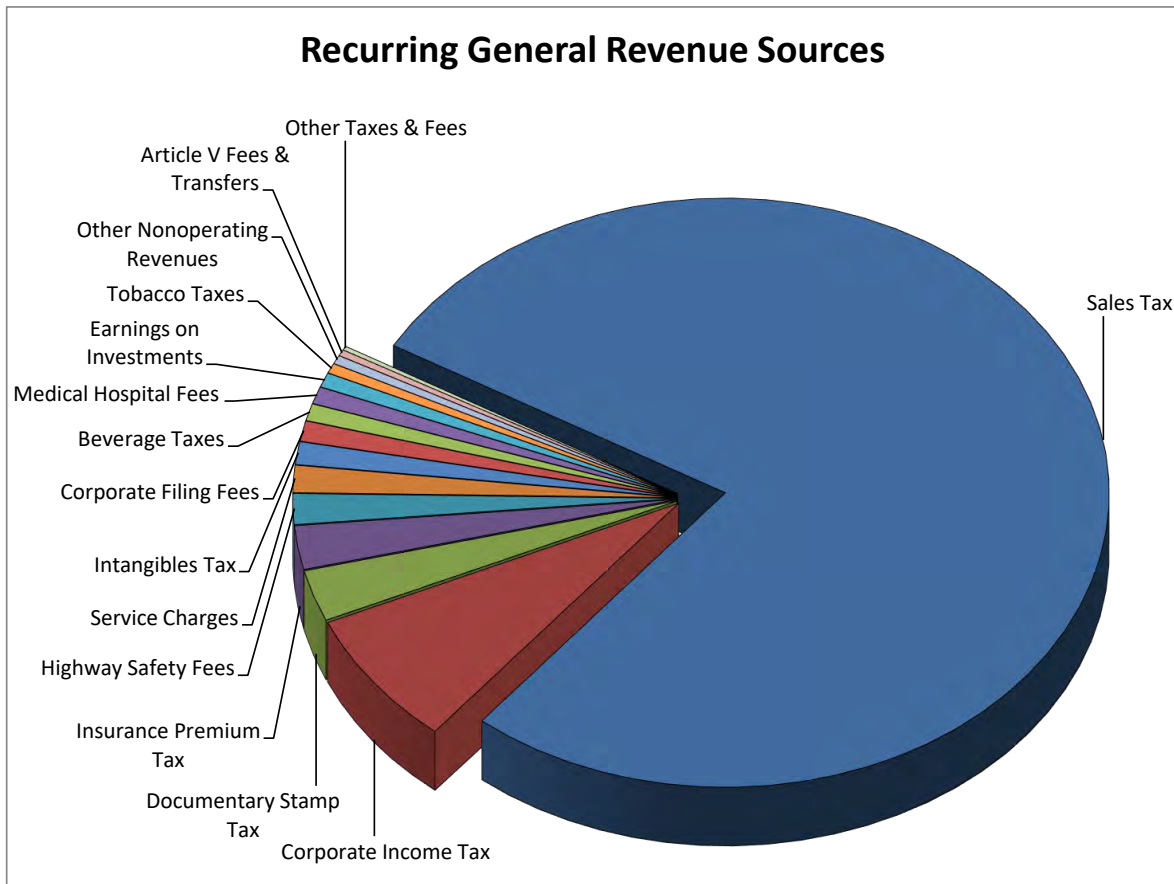


**Chart 9**  
**Projected FY 2018-19 Recurring General Revenue Sources**  
**Adjusted for Measures Affecting Revenue**  
**(Dollars In Millions)**

Funding Source	Dollars	Percent
Sales Tax	24,943.7	77.6%
Corporate Income Tax	2,388.5	7.4%
Documentary Stamp Tax	903.1	2.8%
Insurance Premium Tax	769.8	2.4%
Highway Safety Fees	541.1	1.7%
Service Charges	478.1	1.5%
Intangibles Tax	399.0	1.2%
Corporate Filing Fees	356.6	1.1%
Beverage Taxes	299.7	0.9%
Medical Hospital Fees	298.5	0.9%
Earnings on Investments	255.0	0.8%
Tobacco Taxes	175.3	0.5%
Other Nonoperating Revenues	151.7	0.5%
Article V Fees & Transfers	108.0	0.3%
Other Taxes & Fees	70.9	0.2%
<b>Total Recurring General Revenue</b>	<b>32,139.0</b>	<b>100.0%</b>
Less: Refunds	(367.8)	
<b>Net Recurring General Revenue</b>	<b>31,771.2</b>	

Note: As displayed here, recurring General Revenue sources do not include any Outlook adjustments for federal funds interest payments. Indian Gaming is not included; as of August 2017 it is recognized as a nonrecurring revenue source.

Note: The sources listed represent the top 14 revenue sources in descending magnitude of their contribution to General Revenue. "Other Taxes & Fees" also includes Parimutuels Tax and Severance Tax which contribute 0.1% or less each. Subtotals and totals may not add due to rounding.



GENERAL REVENUE FUND  
 CONSENSUS REVENUE ESTIMATING CONFERENCE  
 RETROSPECT  
 FY 2015-16 and FY 2016-17  
 (\$ MILLIONS)

DATE: December 8, 2017

	<u>RECURRING</u>	<u>NON- RECURRING</u>	<u>TOTAL</u>
<b>FUNDS AVAILABLE 2015-16</b>			
Balance Forward from 2014-15	0.0	2,539.8	2,539.8
Revenue Collections	28,490.5	(161.5)	28,329.0
Transfers from Trust Funds	0.0	190.0	190.0
DMS/DOC Bond Proceeds Reimbursement	0.0	7.2	7.2
Miscellaneous Adjustments	0.0	0.1	0.1
Fixed Capital Outlay Reversions	0.0	7.9	7.9
Federal Funds Interest Payment	(0.0)	0.0	(0.0)
Total 2015-16 Funds Available	28,490.5	2,583.6	31,074.0
<b>EXPENDITURES 2015-16</b>			
Operations	14,017.3	329.7	14,347.0
Aid to Local Government	14,120.0	48.8	14,168.8
Fixed Capital Outlay	59.2	80.4	139.6
Fixed Capital Outlay/Aid to Local Government	3.2	157.4	160.6
Transfer to Budget Stabilization Fund	0.0	214.5	214.5
Transfer to PECO Trust Fund	0.0	128.9	128.9
Transfer to Clerk of CourtsTrust Fund	0.0	12.9	12.9
Miscellaneous Nonoperating Expenditures	0.0	10.0	10.0
Total 2015-16 Expenditures	28,199.7	982.5	29,182.3
<b>ENDING BALANCE</b>	290.7	1,601.0	1,891.8

The cash balance in the Budget Stabilization Fund (not shown here) at the end of FY 2015-16 was \$1,353.7 million and includes the FY 2015-16 final repayment. The revenue collections for FY 2015-16 do not include payments received by the state that are related to the continuation of banked card games. These payments were accounted for separately (effectively held in reserve) and totaled \$57.5 million in FY 2015-16. Note: Amounts are displayed to one decimal place and may not add to the total.

<b>FUNDS AVAILABLE 2016-17</b>			
Balance Forward from 2015-16	0.0	1,891.8	1,891.8
Revenue Collections	29,628.2	(27.4)	29,600.8
Sales Tax Accounting Adjustment	0.0	(40.1)	(40.1)
BP Settlement Agreement Payment State Share	26.7	73.3	100.0
Transfers from Trust Funds	0.0	260.9	260.9
FEMA Reimbursements	0.0	19.5	19.5
Miscellaneous Adjustments	0.0	0.3	0.3
Fixed Capital Outlay Reversions	0.0	3.4	3.4
Federal Funds Interest Payment	(0.3)	0.0	(0.3)
Total 2016-17 Funds Available	29,654.6	2,181.7	31,836.3
<b>EXPENDITURES 2016-17</b>			
Operations	14,952.2	354.6	15,306.8
Aid to Local Government	14,404.1	170.1	14,574.2
Fixed Capital Outlay	69.7	121.8	191.5
Fixed Capital Outlay/Aid to Local Government	2.7	200.4	203.1
Transfer to Budget Stabilization Fund	0.0	30.7	30.7
Transfer to Clerk of CourtsTrust Fund	0.0	7.0	7.0
Miscellaneous Nonoperating Expenditures	0.0	8.5	8.5
Total 2016-17 Expenditures	29,428.7	893.1	30,321.8
<b>ENDING BALANCE</b>	225.9	1,288.6	1,514.5

The cash balance in the Budget Stabilization Fund (not shown here) at the end of FY 2016-17 was \$1,384.4 million. The revenue collections for FY 2016-17 do not include payments received by the state that are related to the continuation of banked card games. These payments were accounted for separately (effectively held in reserve) and totaled \$166.5 million in FY 2016-17. The first payment of \$400 million from the BP Settlement Agreement was received on July 1, 2016. Pursuant to Chapter 2017-63, L.O.F., 75 percent of all payments to the state must be transferred immediately from the General Revenue Fund to the Triumph Gulf Coast Trust Fund for subsequent transfer to a trust account held by Triumph Gulf Coast, Inc. The revenue numbers shown here are net of this transfer.

GENERAL REVENUE FUND  
 FINANCIAL OUTLOOK STATEMENT  
 Post-Session, Including 2018 Regular Session  
 FY 2017-18 through FY 2022-23  
 (\$ MILLIONS)

DATE: May 30, 2018

	<u>RECURRING</u>	<u>NON- RECURRING</u>	<u>TOTAL</u>
<b>FUNDS AVAILABLE 2017-18</b>			
Balance Forward from 2016-17	0.0	1,514.5	1,514.5
Estimated Revenues	30,606.9	406.1	31,013.0
BP Settlement Agreement Payment State Share (E)	26.7	(26.7)	0.0
SB 2500 (2017) Transfers from Trust Funds (Net of Vetoes; Line Item 588, s. 94)	0.0	457.9	457.9
Release of Indian Gaming Reserve (D)	0.0	226.8	226.8
FEMA Reimbursements	0.0	14.0	14.0
Fixed Capital Outlay Reversions	0.0	2.0	2.0
Federal Funds Interest Earnings Rebate	(0.7)	0.0	(0.7)
Total 2017-18 Funds Available (B) (C) (D) (E)	30,632.9	2,594.6	33,227.5
<b>EFFECTIVE APPROPRIATIONS 2017-18</b>			
State Operations	15,536.3	411.0	15,947.3
Aid to Local Government	15,110.5	8.0	15,118.5
Fixed Capital Outlay	57.4	234.0	291.4
Fixed Capital Outlay/Aid to Local Government	1.7	149.4	151.1
SB 2500 (2017) Transfer to Budget Stabilization Fund (s. 95) (A)	0.0	32.1	32.1
Transfer to Lawton Chiles Endowment Fund (C)	0.0	0.0	0.0
SB 2500 (2017) Reappropriations (Net of Vetoes)	0.0	48.0	48.0
Reappropriation - Zika Response (EO# 17-166)	0.0	22.7	22.7
Reappropriation (Ch 2016-163, L.O.F.)	0.0	0.1	0.1
Budget Amendments - Hurricane Response (#137,147,146,165,178,136,220,223,248,262,283,307,310)	0.0	298.3	298.3
Budget Amendments - Bridge Loans (#138,182,185)	0.0	45.0	45.0
Budget Amendment - Puerto Rico Assistance (#342)	0.0	0.3	0.3
HB 5001 (2018) Supplemental Appropriations	0.0	264.9	264.9
HB 5001 (2018) Reversions (Net of Vetoes)	0.0	(115.5)	(115.5)
Bills with Appropriations (Net of Vetoes)	0.0	8.9	8.9
Total 2017-18 Effective Appropriations	30,705.9	1,407.2	32,113.1
ENDING BALANCE (B) (C)	(73.0)	1,187.4	1,114.4
<b>FUNDS AVAILABLE 2018-19</b>			
Balance Forward from 2017-18	0.0	1,114.4	1,114.4
Estimated Revenues	31,912.5	496.3	32,408.8
Measures Affecting Revenues (2018)	(141.3)	(10.6)	(151.9)
BP Settlement Agreement Payment State Share (E)	26.7	0.0	26.7
HB 5001 (2018) Transfers from Trust Funds (Net of Vetoes; Line Item 611, s. 97)	0.0	399.9	399.9
Unused Appropriations/Reversions	0.0	97.9	97.9
Fixed Capital Outlay Reversions	0.0	2.0	2.0
Federal Funds Interest Earnings Rebate	(1.5)	0.0	(1.5)
Total 2018-19 Funds Available (A) (B) (C) (E) (F)	31,796.4	2,099.9	33,896.3

GENERAL REVENUE FUND  
 FINANCIAL OUTLOOK STATEMENT  
 Post-Session, Including 2018 Regular Session  
 FY 2017-18 through FY 2022-23  
 (\$ MILLIONS)

DATE: May 30, 2018

	<u>RECURRING</u>	<u>NON- RECURRING</u>	<u>TOTAL</u>
<b>EFFECTIVE APPROPRIATIONS 2018-19</b>			
HB 5001 (2018) General Appropriations Act (ss. 1-7)	31,535.5	847.6	32,383.1
HB 5001 (2018) Vetoes (ss. 1-7)	(4.0)	(19.8)	(23.8)
HB 5001 (2018) Failed Contingent Appropriations (Line Item 3042)	0.0	(0.1)	(0.1)
HB 5001 (2018) Transfer to Budget Stabilization Fund (s. 98) (A)	0.0	66.5	66.5
Bills with Appropriations (Net of Vetoes/Failed Contingent)	242.7	202.1	444.8
Total 2018-19 Effective Appropriations (F)	31,774.2	1,096.3	32,870.5
ENDING BALANCE (B) (C) (F)	22.2	1,003.6	1,025.8
<b>FUNDS AVAILABLE 2019-20</b>			
Balance Forward from 2018-19	0.0	1,025.8	1,025.8
Estimated Revenues	33,185.6	313.7	33,499.3
Measures Affecting Revenues (2018)	(142.8)	(2.3)	(145.1)
BP Settlement Agreement Payment State Share (E)	26.7	0.0	26.7
Unused Appropriations/Reversions	0.0	97.9	97.9
Fixed Capital Outlay Reversions	0.0	2.0	2.0
Federal Funds Interest Earnings Rebate	(0.7)	0.0	(0.7)
Total 2019-20 Funds Available (A) (B) (C) (E)	33,068.8	1,437.1	34,505.9
<b>FUNDS AVAILABLE 2020-21</b>			
Estimated Revenues	34,389.7	322.8	34,712.5
Measures Affecting Revenues (2018)	(144.4)	0.0	(144.4)
BP Settlement Agreement Payment State Share (E)	26.7	0.0	26.7
Unused Appropriations/Reversions	0.0	97.9	97.9
Fixed Capital Outlay Reversions	0.0	2.0	2.0
Federal Funds Interest Earnings Rebate	(0.8)	0.0	(0.8)
Total 2020-21 Funds Available (A) (B) (C) (E)	34,271.2	422.7	34,693.9
<b>FUNDS AVAILABLE 2021-22</b>			
Estimated Revenues	35,621.9	330.3	35,952.2
Measures Affecting Revenues (2018)	(145.7)	0.0	(145.7)
BP Settlement Agreement Payment State Share (E)	26.7	0.0	26.7
Unused Appropriations/Reversions	0.0	97.9	97.9
Fixed Capital Outlay Reversions	0.0	2.0	2.0
Federal Funds Interest Earnings Rebate	(0.8)	0.0	(0.8)
Total 2021-22 Funds Available (A) (B) (C) (E)	35,502.1	430.2	35,932.3
<b>FUNDS AVAILABLE 2022-23</b>			
Estimated Revenues	36,843.4	335.3	37,178.7
Measures Affecting Revenues (2018)	(147.2)	0.1	(147.1)
BP Settlement Agreement Payment State Share (E)	26.7	0.0	26.7
Unused Appropriations/Reversions	0.0	97.9	97.9
Fixed Capital Outlay Reversions	0.0	2.0	2.0
Federal Funds Interest Earnings Rebate	(0.9)	0.0	(0.9)
Total 2022-23 Funds Available (A) (B) (E)	36,722.0	435.3	37,157.3

GENERAL REVENUE FUND  
FINANCIAL OUTLOOK STATEMENT  
Post-Session, Including 2018 Regular Session  
FY 2017-18 through FY 2022-23  
(\$ MILLIONS)

DATE: May 30, 2018

FOOTNOTES

- (A) The cash balance in the Budget Stabilization Fund (not shown here) at the time of this Outlook was \$1,416.5 million and included the FY 2017-18 transfer of \$32.1 million. The required balance for FY 2018-19 is \$1,483.0 million, requiring a transfer of \$66.5 million. Based on the February 23, 2018, revised forecast (which does not include the 2018 Measures Affecting Revenues), transfers of \$79.0 million in FY 2019-20, \$59.8 million in FY 2020-21, \$54.5 million in FY 2021-22, and \$60.7 million in FY 2022-23 will be required.
- (B) This financial statement is based on current law as it is currently administered. It does not include the potential effect of any legal actions which might affect revenues or appropriations. The Attorney General periodically issues an update on any such litigation. In addition, it does not recognize any projected deficits or surpluses in any spending programs unless specifically stated.
- (C) The 2012 General Appropriations Act transferred \$350.0 million from the Lawton Chiles Endowment Fund to the General Revenue Fund. House Bill 5301 (Chapter 2012-33, Laws of Florida) requires that an amount equal to the amount of Medical-Hospital Fees collected above the January 2012 revenue estimate be transferred back to the Endowment in the following fiscal years until repayment is complete. The actual revenues collected in FY 2016-17 were lower than the January 2012 estimate; thus, no transfer is required for FY 2017-18. The estimates of repayments for the term of this outlook statement are zero for FY 2018-19, FY 2019-20, and FY 2020-21. The final repayment of \$304.7 million (not shown on this Outlook) will be due in FY 2021-22, in accordance with section 409.915(8), F.S.
- (D) Based on the Settlement Agreement and Stipulation entered into between the Seminole Tribe of Florida and the State of Florida in July 2017, the payments associated with banked card games that the state has held in reserve (\$233.8 million) were released as of the August 2017 Outlook, and no future payments will be placed in reserve. The total reserve release shown on this Outlook is net of the expected \$7.0 million local distribution.
- (E) Payments are associated with the settlement reached in In re: Oil Spill by the Oil Rig "Deepwater Horizon" in the Gulf of Mexico, MDL No. 2179 (April 20, 2010). The payments are in consideration of the full and complete settlement and release of claims by the state for various damages. It provides a total payment to the State of Florida of \$2.0 billion over the period FY 2016-17 through FY 2032-33. The first payment of \$400 million was received on July 1, 2016. Annual payments of \$106.7 million will begin in FY 2018-19. Pursuant to Chapter 2017-63, L.O.F., 75 percent of all payments to the state must be transferred immediately from the General Revenue Fund to the Triumph Gulf Coast Trust Fund for subsequent transfer to a trust account held by Triumph Gulf Coast, Inc. The revenue numbers shown here are net of this transfer.
- (F) Section 99 of the 2018-19 General Appropriations Act appropriates \$44.6 million (net of vetoes) to various agencies, contingent upon the Division of Emergency Management receiving and depositing into the General Revenue Fund at least \$50.0 million of reimbursement funds from the Federal Emergency Management Agency. At the time of this Outlook, this contingency had not been met; therefore, the authorized appropriations are not included in the FY 2018-19 Effective Appropriations.

TOBACCO SETTLEMENT TRUST FUND  
 CONSENSUS REVENUE ESTIMATING CONFERENCE  
 RETROSPECT  
 FY 2015-16 and FY 2016-17  
 (\$ MILLIONS)

DATE: December 8, 2017

	<u>RECURRING</u>	<u>NON- RECURRING</u>	<u>TOTAL</u>
<b>FUNDS AVAILABLE 2015-16</b>			
Balance Forward from 2014-15	0.0	17.7	17.7
Annual Settlement Payment	350.0	0.0	350.0
Profit Adjustment	18.8	0.0	18.8
Transfer from Lawton Chiles Endowment	4.3	0.0	4.3
Miscellaneous Adjustments	0.0	0.5	0.5
Interest Earnings	0.3	0.0	0.3
Total 2015-16 Funds Available (A)	373.4	18.1	391.5
<b>EXPENDITURES 2015-16</b>			
Agency for Health Care Administration	311.5	9.3	320.8
Department of Health Tobacco Prevention and Education	65.5	0.0	65.5
Department of Elder Affairs	0.0	0.9	0.9
Total 2015-16 Expenditures	377.0	10.2	387.2
<b>AVAILABLE RESERVES (A)</b>	(3.6)	7.9	4.3
<b>FUNDS AVAILABLE 2016-17</b>			
Balance Forward from 2015-16	0.0	4.3	4.3
Annual Settlement Payment	341.6	0.0	341.6
Profit Adjustment	20.6	0.0	20.6
Transfer from Lawton Chiles Endowment	5.1	0.0	5.1
Miscellaneous Adjustments	0.0	0.1	0.1
Interest Earnings	0.5	0.0	0.5
Total 2016-17 Funds Available	367.8	4.4	372.2
<b>EXPENDITURES 2016-17</b>			
Agency for Health Care Administration	266.0	19.4	285.4
Department of Health Tobacco Prevention and Education	66.3	0.0	66.3
Total 2016-17 Expenditures	332.3	19.4	351.7
<b>AVAILABLE RESERVES</b>	35.5	(15.0)	20.5

(A) Amounts are displayed to one decimal place and may not add to the total.

TOBACCO SETTLEMENT TRUST FUND  
 FINANCIAL OUTLOOK STATEMENT  
 Post-Session, Including 2018 Regular Session  
 FY 2017-18 through FY 2022-23  
 (\$ MILLIONS)

DATE: May 30, 2018

	<u>RECURRING</u>	<u>NON- RECURRING</u>	<u>TOTAL</u>
<b>FUNDS AVAILABLE 2017-18</b>			
Balance Forward from 2016-17	0.0	20.5	20.5
Annual Settlement Payment Estimate	338.7	0.0	338.7
Profit Adjustment Payment Estimate (C)	25.6	0.0	25.6
Liggett Settlement Payment	0.3	0.0	0.3
Transfer from Lawton Chiles Endowment Fund (A)	5.6	0.0	5.6
Interest Earnings	1.0	0.0	1.0
Total 2017-18 Funds Available	371.2	20.5	391.7
<b>EFFECTIVE APPROPRIATIONS 2017-18</b>			
Agency for Health Care Administration	299.1	0.0	299.1
Tobacco Prevention and Education	69.0	0.0	69.0
HB 5001 (2018) Supplemental Appropriation (s. 28)	0.0	12.1	12.1
Total 2017-18 Effective Appropriations	368.1	12.1	380.2
<b>AVAILABLE RESERVES (C)</b>	3.1	8.4	11.5
<b>FUNDS AVAILABLE 2018-19</b>			
Balance Forward from 2017-18	0.0	11.5	11.5
Annual Settlement Payment Estimate	343.4	0.0	343.4
Profit Adjustment Payment Estimate	26.4	0.0	26.4
Liggett Settlement Payment	0.3	0.0	0.3
Transfer from Lawton Chiles Endowment Fund (A)	6.1	0.0	6.1
Interest Earnings	1.4	0.0	1.4
Total 2018-19 Funds Available	377.6	11.5	389.1
<b>EFFECTIVE APPROPRIATIONS 2018-19</b>			
Agency for Health Care Administration	307.2	0.0	307.2
Tobacco Prevention and Education	70.4	0.0	70.4
Total 2018-19 Effective Appropriations	377.6	0.0	377.6
<b>AVAILABLE RESERVES</b>	0.0	11.5	11.5
<b>FUNDS AVAILABLE 2019-20</b>			
Balance Forward from 2018-19	0.0	11.5	11.5
Annual Settlement Payment Estimate	346.5	0.0	346.5
Profit Adjustment Payment Estimate	27.2	0.0	27.2
Liggett Settlement Payment	0.3	0.0	0.3
Transfer from Lawton Chiles Endowment Fund (A)	6.6	0.0	6.6
Interest Earnings	1.5	0.0	1.5
Total 2019-20 Funds Available (B)	382.1	11.5	393.6

TOBACCO SETTLEMENT TRUST FUND  
 FINANCIAL OUTLOOK STATEMENT  
 Post-Session, Including 2018 Regular Session  
 FY 2017-18 through FY 2022-23  
 (\$ MILLIONS)

DATE: May 30, 2018

	<u>RECURRING</u>	<u>NON- RECURRING</u>	<u>TOTAL</u>
<b>FUNDS AVAILABLE 2020-21</b>			
Annual Settlement Payment Estimate	350.3	0.0	350.3
Profit Adjustment Payment Estimate	28.0	0.0	28.0
Liggett Settlement Payment	0.3	0.0	0.3
Transfer from Lawton Chiles Endowment Fund (A)	7.1	0.0	7.1
Interest Earnings	1.6	0.0	1.6
Total 2020-21 Funds Available (B)	387.3	0.0	387.3
<b>FUNDS AVAILABLE 2021-22</b>			
Annual Settlement Payment Estimate	355.0	0.0	355.0
Profit Adjustment Payment Estimate	28.8	0.0	28.8
Liggett Settlement Payment	0.3	0.0	0.3
Transfer from Lawton Chiles Endowment Fund (A)	7.5	0.0	7.5
Interest Earnings	1.6	0.0	1.6
Total 2021-22 Funds Available (B)	393.2	0.0	393.2
<b>FUNDS AVAILABLE 2022-23</b>			
Annual Settlement Payment Estimate	360.3	0.0	360.3
Profit Adjustment Payment Estimate	29.7	0.0	29.7
Liggett Settlement Payment	0.3	0.0	0.3
Transfer from Lawton Chiles Endowment Fund (A)	8.0	0.0	8.0
Interest Earnings	1.6	0.0	1.6
Total 2022-23 Funds Available (B)	399.9	0.0	399.9

**FOOTNOTES**

- (A) This financial outlook statement does not include the transfer from the Lawton Chiles Endowment Fund to the Biomedical Research Trust Fund under section 215.5601, Florida Statutes, nor does it include the appropriation from the trust fund. The transfer is projected to be \$0.5 million in FY 2017-18; \$0.6 million in FYs 2018-19 and 2019-20; \$0.7 million in FYs 2020-21 and 2021-22; and \$0.8 million in FY 2022-23.
- (B) The funds available figures are not adjusted for any financial obligation related to the constitutional funding requirement for tobacco education and prevention. The amount of the financial obligation is estimated to be \$71.6 million for FY 2019-20, \$73.0 million for FY 2020-21, \$75.0 million for FY 2021-22; and \$77.0 million for FY 2022-23.
- (C) This Outlook reflects what was known during the 2018 legislative session regarding funds available. After the session was over, the State of Florida did not receive the anticipated Profit Adjustment Payment Estimate. Philip Morris USA elected to use an available credit against its payment. R.J. Reynolds Tobacco Company did not make the payment because of its claim that it is not liable for payments based on four brands that it sold to Imperial Tobacco Group in 2015. On January 18, 2017, the State of Florida filed a motion to enforce the Settlement Agreement in State of Florida et. al. v. Am. Tobacco Co., R.J. Reynolds Tobacco Co. et. al., No. 95-1466 AH (Fla. 15th Cir. Ct.). Legal proceedings in the case are continuing. While the combined effect of these payment actions creates a deficit in the Trust Fund as described in s. 216.221, F.S., a correcting budget amendment (BA #575) has been submitted that has the effect of reducing expenditures by an amount that produces a positive balance.



EDUCATIONAL ENHANCEMENT TRUST FUND  
 CONSENSUS REVENUE ESTIMATING CONFERENCE  
 RETROSPECT  
 FY 2015-16 and FY 2016-17  
 (\$ MILLIONS)

DATE: December 8, 2017

	<u>RECURRING</u>	<u>NON- RECURRING</u>	<u>TOTAL</u>
<b>FUNDS AVAILABLE 2015-16</b>			
Balance Forward from 2014-15	0.0	33.1	33.1
Revenue from Lottery Ticket Sales	1,582.0	0.0	1,582.0
Revenue from Slot Machine Activity	183.0	0.0	183.0
Other Revenue (Transferred SUT Collection Allowance)	0.9	0.0	0.9
Refunds and Miscellaneous Revenue	0.9	0.0	0.9
Transfer from DOL Administrative Trust Fund	1.7	17.7	19.4
Interest Earnings	3.7	0.0	3.7
Total 2015-16 Funds Available	1,772.1	50.8	1,822.8
<b>EXPENDITURES 2015-16</b>			
Public Schools	459.7	(2.0)	457.7
Workforce Education	79.2	0.0	79.2
State University System	273.6	0.0	273.6
Florida College System	244.9	0.0	244.9
Bright Futures	226.7	0.0	226.7
Student Financial Assistance	58.0	0.0	58.0
Miscellaneous (Transferred SUT Collection Allowance)	0.9	0.0	0.9
Debt Service on Lottery Bonds	305.0	0.0	305.0
Total 2015-16 Expenditures	1,648.0	(2.0)	1,646.0
AVAILABLE RESERVES (A)	124.1	52.8	176.9
<b>FUNDS AVAILABLE 2016-17</b>			
Balance Forward from 2015-16	0.0	176.9	176.9
Revenue from Lottery Ticket Sales	1,633.7	91.0	1,724.7
Revenue from Slot Machine Activity	191.6	0.7	192.3
Other Revenue (Transferred SUT Collection Allowance)	0.9	0.0	0.9
Refunds and Miscellaneous Revenue	1.1	0.0	1.1
Transfer from DOL Administrative Trust Fund	6.0	12.6	18.6
Interest Earnings	5.2	0.0	5.2
Total 2016-17 Funds Available (A)	1,838.5	281.1	2,119.6
<b>EXPENDITURES 2016-17</b>			
Public Schools	498.1	17.0	515.1
Workforce Education	88.5	0.0	88.5
State University System	291.1	13.3	304.4
Florida College System	260.5	13.3	273.8
Bright Futures	204.7	0.0	204.7
Student Financial Assistance	70.2	0.0	70.2
Miscellaneous (Transferred SUT Collection Allowance)	0.9	0.0	0.9
Debt Service on Lottery Bonds	305.5	0.0	305.5
Total 2016-17 Expenditures	1,719.5	43.5	1,763.0
AVAILABLE RESERVES (A)	119.0	237.6	356.6

(A) Amounts are displayed to one decimal place and may not add to the total.

EDUCATIONAL ENHANCEMENT TRUST FUND  
 FINANCIAL OUTLOOK STATEMENT  
 Post-Session, Including Results of 2018 Regular Session  
 FY 2017-18 through FY 2022-23  
 (\$ MILLIONS)

DATE: May 30, 2018

	<u>RECURRING</u>	<u>NON- RECURRING</u>	<u>TOTAL</u>
<b>FUNDS AVAILABLE 2017-18</b>			
Balance Forward from 2016-17	0.0	356.6	356.6
Revenues from Lottery Ticket Sales	1,704.3	0.0	1,704.3
Transfer from DOL Administrative Trust Fund	1.6	0.0	1.6
Revenues from Slot Machine Activity	191.9	0.0	191.9
Adjustment for Delay of 16-17 Slot Machine Transfer	0.0	3.6	3.6
Interest Earnings	8.7	0.0	8.7
Total 2017-18 Funds Available	1,906.5	360.2	2,266.7
<b>EFFECTIVE APPROPRIATIONS 2017-18</b>			
Public Schools	436.0	206.9	642.9
Workforce Education	74.9	0.0	74.9
State University System	257.6	0.0	257.6
Florida College System	231.8	0.0	231.8
Bright Futures	397.3	0.0	397.3
Student Financial Assistance	59.4	0.0	59.4
SMART Schools/Classrooms First	170.3	0.0	170.3
Class Size Reduction/Debt Service	143.8	0.0	143.8
Other Education Facilities	6.6	0.0	6.6
Total 2017-18 Effective Appropriations	1,777.7	206.9	1,984.6
AVAILABLE RESERVES	128.8	153.3	282.1
<b>FUNDS AVAILABLE 2018-19</b>			
Balance Forward from 2017-18	0.0	282.1	282.1
Revenues from Lottery Ticket Sales	1,794.1	0.0	1,794.1
Transfer from DOL Administrative Trust Fund	6.0	0.0	6.0
Revenues from Slot Machine Activity	196.0	0.0	196.0
Measures Affecting Revenues (2018) (A)	(14.7)	10.2	(4.5)
Interest Earnings	12.5	0.0	12.5
Total 2018-19 Funds Available	1,993.9	292.3	2,286.2
<b>EFFECTIVE APPROPRIATIONS 2018-19</b>			
Public Schools	512.1	245.5	757.6
Workforce Education	88.0	0.0	88.0
State University System	272.2	0.0	272.2
Florida College System	302.6	0.0	302.6
Bright Futures	397.3	0.0	397.3
Student Financial Assistance	69.8	0.0	69.8
SMART Schools/Classrooms First	101.3	0.0	101.3
Class Size Reduction/Debt Service	133.5	0.0	133.5
Other Education Facilities	6.6	0.0	6.6
Bright Futures - Supplemental Appropriation (SB 4)	121.8	0.0	121.8
Total 2018-19 Effective Appropriations	2,005.2	245.5	2,250.7
AVAILABLE RESERVES	(11.3)	46.8	35.5

EDUCATIONAL ENHANCEMENT TRUST FUND  
 FINANCIAL OUTLOOK STATEMENT  
 Post-Session, Including Results of 2018 Regular Session  
 FY 2017-18 through FY 2022-23  
 (\$ MILLIONS)

DATE: May 30, 2018

	<u>RECURRING</u>	<u>NON- RECURRING</u>	<u>TOTAL</u>
FUNDS AVAILABLE 2019-20			
Balance Forward from 2018-19	0.0	35.5	35.5
Revenues from Lottery Ticket Sales	1,791.6	0.0	1,791.6
Transfer from DOL Administrative Trust Fund	6.0	0.0	6.0
Revenues from Slot Machine Activity	198.3	0.0	198.3
Measures Affecting Revenues (2018) (A)	(15.2)	0.0	(15.2)
Interest Earnings	14.0	0.0	14.0
Total 2019-20 Funds Available	1,994.7	35.5	2,030.2
FUNDS AVAILABLE 2020-21			
Revenues from Lottery Ticket Sales	1,822.9	0.0	1,822.9
Transfer from DOL Administrative Trust Fund	6.0	0.0	6.0
Revenues from Slot Machine Activity	200.6	0.0	200.6
Measures Affecting Revenues (2018) (A)	(16.0)	0.0	(16.0)
Interest Earnings	14.7	0.0	14.7
Total 2020-21 Funds Available	2,028.2	0.0	2,028.2
FUNDS AVAILABLE 2021-22			
Revenues from Lottery Ticket Sales	1,849.8	0.0	1,849.8
Transfer from DOL Administrative Trust Fund	6.0	0.0	6.0
Revenues from Slot Machine Activity	202.9	0.0	202.9
Measures Affecting Revenues (2018) (A)	(16.8)	0.0	(16.8)
Interest Earnings	14.8	0.0	14.8
Total 2021-22 Funds Available	2,056.7	0.0	2,056.7
FUNDS AVAILABLE 2022-23			
Revenues from Lottery Ticket Sales	1,871.7	0.0	1,871.7
Transfer from DOL Administrative Trust Fund	6.0	0.0	6.0
Revenues from Slot Machine Activity	205.3	0.0	205.3
Measures Affecting Revenues (2018) (A)	(17.3)	0.0	(17.3)
Interest Earnings	14.5	0.0	14.5
Total 2022-23 Funds Available	2,080.2	0.0	2,080.2

FOOTNOTES

- (A) The Measures Affecting Revenues include the increase in cost resulting from the 2017 Agreement for Lottery Gaming Systems and Related Commodities & Service executed by the Florida Lottery in accordance with the proviso associated with Line Item 2693 in the 2018-19 General Appropriations Act. In addition, the Revenue Estimating Conference on May 23, 2018, agreed that vending machine upgrades and technology changes associated with the Agreement will lead to increased sales and additional transfers to the EETF; however, the amounts of these additional transfers are indeterminate and may be less than, equal to, or more than the additional costs.

STATE SCHOOL TRUST FUND  
 CONSENSUS REVENUE ESTIMATING CONFERENCE  
 RETROSPECT  
 FY 2015-16 and FY 2016-17  
 (\$ MILLIONS)

DATE: December 8, 2017

	<u>RECURRING</u>	<u>NON- RECURRING</u>	<u>TOTAL</u>
<b>FUNDS AVAILABLE 2015-16</b>			
Balance Forward from 2014-15	0.0	36.0	36.0
Transfers from Unclaimed Property TF	175.6	0.0	175.6
Nonoperating Revenue	1.7	0.0	1.7
Interest Earnings	0.8	0.0	0.8
Total 2015-16 Funds Available	178.1	36.0	214.1
<b>EXPENDITURES 2015-16</b>			
Grants & Aids/ Florida Education Finance Program	49.0	0.0	49.0
Class Size Reduction	86.2	0.0	86.2
Total 2015-16 Expenditures	135.2	0.0	135.2
<b>AVAILABLE RESERVES</b>	42.9	36.0	78.9
<b>FUNDS AVAILABLE 2016-17</b>			
Balance Forward from 2015-16	0.0	78.9	78.9
Transfers from Unclaimed Property TF	115.0	18.9	133.9
Nonoperating Revenue	1.7	0.0	1.7
Interest Earnings	1.1	0.0	1.1
Total 2016-17 Funds Available (A)	117.9	97.8	215.7
<b>EXPENDITURES 2016-17</b>			
Grants & Aids/ Florida Education Finance Program	74.8	52.2	127.0
Class Size Reduction	86.2	0.0	86.2
Total 2016-17 Expenditures	161.0	52.2	213.2
<b>AVAILABLE RESERVES (A)</b>	(43.1)	45.6	2.6

(A) Amounts are displayed to one decimal place and may not add to the total.

STATE SCHOOL TRUST FUND  
 FINANCIAL OUTLOOK STATEMENT  
 Post-Session, Including 2018 Regular Session  
 FY 2017-18 through FY 2022-23  
 (\$ MILLIONS)

DATE: May 30, 2018

	<u>RECURRING</u>	<u>NON- RECURRING</u>	<u>TOTAL</u>
<b>FUNDS AVAILABLE 2017-18</b>			
Balance Forward from 2016-17	0.0	2.6	2.6
Estimated Transfers from Unclaimed Property TF	116.7	13.0	129.7
Nonoperating Revenue	1.7	0.0	1.7
Interest Earnings	0.5	0.0	0.5
Total 2017-18 Funds Available	118.9	15.6	134.5
<b>EFFECTIVE APPROPRIATIONS 2017-18</b>			
Florida Education Finance Program	60.1	10.3	70.4
Class Size Reduction	86.2	0.0	86.2
HB 5001 Reduction to Appropriation (s. 17) (A)	(22.1)	0.0	(22.1)
Total 2017-18 Effective Appropriations	124.2	10.3	134.5
<b>AVAILABLE RESERVES</b>	(5.3)	5.3	0.0
<b>FUNDS AVAILABLE 2018-19</b>			
Balance Forward from 2017-18	0.0	0.0	0.0
Estimated Transfers from Unclaimed Property TF	120.4	0.0	120.4
Nonoperating Revenue	1.7	0.0	1.7
Interest Earnings	0.7	0.0	0.7
Total 2018-19 Funds Available	122.8	0.0	122.8
<b>EFFECTIVE APPROPRIATIONS 2018-19</b>			
Florida Education Finance Program	32.8	0.0	32.8
Class Size Reduction	86.2	0.0	86.2
Total 2018-19 Effective Appropriations	119.0	0.0	119.0
<b>AVAILABLE RESERVES</b>	3.8	0.0	3.8
<b>FUNDS AVAILABLE 2019-20</b>			
Balance Forward from 2018-19	0.0	3.8	3.8
Estimated Transfers from Unclaimed Property TF (B)	110.5	0.0	110.5
Nonoperating Revenue	1.7	0.0	1.7
Interest Earnings	0.7	0.0	0.7
Total 2019-20 Funds Available (B)	112.9	3.8	116.7
<b>FUNDS AVAILABLE 2020-21</b>			
Estimated Transfers from Unclaimed Property TF	123.9	0.0	123.9
Nonoperating Revenue	1.7	0.0	1.7
Interest Earnings	0.8	0.0	0.8
Total 2020-21 Funds Available	126.4	0.0	126.4
<b>FUNDS AVAILABLE 2021-22</b>			
Estimated Transfers from Unclaimed Property TF	125.5	0.0	125.5
Nonoperating Revenue	1.7	0.0	1.7
Interest Earnings	0.8	0.0	0.8
Total 2021-22 Funds Available	128.0	0.0	128.0

STATE SCHOOL TRUST FUND  
 FINANCIAL OUTLOOK STATEMENT  
 Post-Session, Including 2018 Regular Session  
 FY 2017-18 through FY 2022-23  
 (\$ MILLIONS)

DATE: May 30, 2018

	<u>RECURRING</u>	<u>NON- RECURRING</u>	<u>TOTAL</u>
FUNDS AVAILABLE 2022-23			
Estimated Transfers from Unclaimed Property TF	127.2	0.0	127.2
Nonoperating Revenue	1.7	0.0	1.7
Interest Earnings	0.8	0.0	0.8
Total 2022-23 Funds Available	129.7	0.0	129.7

FOOTNOTES

- (A) Section 17 of the 2018 General Appropriations Act reduces the FY 2017-18 appropriation from the State School Trust Fund for the Florida Education Finance Program. An appropriation of \$22.1 million from nonrecurring General Revenue is provided to the Department of Education for the Florida Education Finance Program.
- (B) Any property remitted to the state from the Federal Deposit Insurance Corporation (FDIC) that is not claimed by owners during a ten year period following the remittance of that property must be returned to the FDIC. The state received approximately \$29 million from the FDIC in the 2009-10 fiscal year. The Outlook contemplates a return of \$11.6 million of unclaimed funds to the FDIC in FY 2019-20.

**Measures Affecting Revenue and Tax Administration - 2018 Regular Session  
Increase/(Decrease) in \$ Millions  
FINAL**

Chapter Law	BILL #	Issue	Tax	FY 18-19							
				GR		Trust		Local/Other		Total	
				Cash	Recur.	Cash	Recur.	Cash	Recur.	Cash	Recur.
2018-7	29	DACS Fees (Sections 9-13, 31-35, 37-40)	Other Taxes and Fees	(*)	(*)	(0.4)	(0.4)	0.0	0.0	(0.4)	(0.4)
2018-7	29	DBPR Fees (Section 7)	Other Taxes and Fees	(*)	(*)	(*)	(*)	0.0	0.0	(*)	(*)
2018-7	29	DFS Fees	Other Taxes and Fees	(0.2)	(0.2)	(2.3)	(2.3)	0.0	0.0	(2.5)	(2.5)
2018-7	29	DOH Fees (Section 8)	Other Taxes and Fees	(*)	(*)	(*)	(*)	0.0	0.0	(*)	(*)
2018-7	29	State Board of Education Certification Fees (Section 54)	Other Taxes and Fees	(**)	(**)	(**)	(**)	0.0	0.0	(**)	(**)
2018-8	75	Florida College System Fee Waivers for Active Duty Members	Tuition and Fees	0.0	0.0	0.0	0.0	(**)	(**)	(**)	(**)
2018-80	100	Exemption for Veterans - Specialty Driver License Fee	Highway Safety Fees	(*)	(*)	(0.1)	(0.1)	0.0	0.0	(0.1)	(0.1)
2018-80	100	Exemption for Veterans - Tax Collector Fee	Highway Safety Fees	0.0	0.0	0.0	0.0	(0.3)	(0.4)	(0.3)	(0.4)
2018-80	100	Local Business Tax Exemptions - Certain Exemptions (Sections 1-2)	Local Taxes and Fees	0.0	0.0	0.0	0.0	(19.1)	(19.1)	(19.1)	(19.1)
2018-80	100	Local Business Tax Exemptions - Merchant Definition (Section 3)	Local Taxes and Fees	0.0	0.0	0.0	0.0	+/-	+/-	+/-	+/-
2018-145	141	Unmarked Law Enforcement Car Toll Exemption (Section 2)	Tolls	0.0	0.0	(**)	(**)	(**)	(**)	(**)	(**)
2018-129	185	Redirection to Tax Collectors	Highway Safety Fees	0.0	0.0	(4.7)	(4.9)	4.7	4.9	0.0	0.0
2018-91	351	Registration Fees - Pharmacy Benefit Managers (Section 3)	Other Taxes and Fees	*	*	*	*	0.0	0.0	*	*
2018-132	565	Refunds of Excess Credit Hour Surcharge	Tuition and Fees	0.0	0.0	0.0	0.0	(1.3)	(1.3)	(1.3)	(1.3)
2018-24	622	Assessments for Local Health Councils (Section 60)	Other Taxes and Fees	(*)	(*)	(0.3)	(0.3)	0.0	0.0	(0.3)	(0.3)
2018-24	622	Delete Licensure for Clinical Laboratories (Section 97)	Other Taxes and Fees	(0.1)	(0.1)	(1.5)	(1.5)	0.0	0.0	(1.6)	(1.6)
2018-24	622	Delete Licensure for Risk Managers (Section 36)	Other Taxes and Fees	(*)	(*)	(0.1)	(0.1)	0.0	0.0	(0.1)	(0.1)
2018-24	622	Home Health Certificate of Exemption (Section 46)	Other Taxes and Fees	*	*	*	*	0.0	0.0	*	*
2018-58	661	Business Filing Fees	Corporate Filing Fees	(*)	(*)	0.0	0.0	0.0	0.0	(*)	(*)
2018-195	675	Change in Certain Pharmacy Licensure & Certification Revenues	Other Taxes and Fees	+/- ins.	+/- ins.	+/- ins.	+/- ins.	0.0	0.0	+/- ins.	+/- ins.
2018-84	740	Liquefied Petroleum Gas Fee Changes (Sections 19-24)	Other Taxes and Fees	*	*	*	*	0.0	0.0	*	*
2018-84	740	Screened Enclosures Used in Horticultural Production (Section 1)	Ad Valorem	0.0	0.0	0.0	0.0	0.0	(1.9)	0.0	(1.9)
2018-84	740	Agricultural Classification/ 5 Year Extension after Natural Disasters (2) (Revised 05/03/2018) (Section 1)	Ad Valorem	0.0	0.0	0.0	0.0	(**)	(**)	(**)	(**)
2018-84	740	Emergency Transport of Agricultural Products (Section 3)	Highway Safety Fees	(**)	(**)	(**)	(**)	0.0	0.0	(**)	(**)
2018-84	740	Biennial Antifreeze Registration Fee (Section 12)	Other Taxes and Fees	*	0.0	0.1	0.0	0.0	0.0	0.1	0.0
2018-84	740	Brake Fluid Registration Fees (Section 16)	Other Taxes and Fees	(*)	(*)	(*)	(*)	0.0	0.0	(*)	(*)
2018-84	740	DACS Fee Waivers/State of Emergency (Section 37)	Other Taxes and Fees	(*)	(*)	(*)	(*)	0.0	0.0	(*)	(*)
2018-84	740	Oyster Harvesting License (Section 4)	Other Taxes and Fees	(*)	(*)	(0.1)	(0.1)	0.1	0.1	0.0	0.0
2018-84	740	Weights & Measures Repeal Extension (Section 30)	Other Taxes and Fees	0.0	0.2	0.0	2.2	0.0	0.0	0.0	2.4
2018-26	920	OFR Transaction Fees (Section 2)	Other Taxes and Fees	0.0	+/-	0.0	+/-	0.0	0.0	0.0	+/-
2018-100	1059	Clerk Fees and Service Charges (Rows 362-364, 437-444 & 535-541)	Article V Fees	0.0	0.0	0.0	0.0	**	**	**	**
2018-100	1059	Domestic Violence Trust Fund (Rows 708-716)	Article V Fees	**	**	**	**	0.0	0.0	**	**
2018-102	1073	Exchange of Business Appointments (Sections 13, 29, 30 & 32)	Other Taxes and Fees	*	*	*	*	0.0	0.0	*	*
2018-102	1073	Managing General Agent Licensing Eliminations (Sections 16-17)	Other Taxes and Fees	(*)	(*)	(*)	(*)	0.0	0.0	(*)	(*)
2018-106	1337	Change in Certain Nursing Licensure & Certification Revenues	Other Taxes and Fees	(*)	(*)	(*)	(*)	0.0	0.0	(*)	(*)
2018-71	1361	Disposition of Certain Unclaimed Property by the Clerks/DFS Surplus Trustee Fees/SSTF (Sections 1-5 and 8-11)	Article V Fees	0.0	0.0	0.0	0.0	0.0	*	0.0	*
2018-71	1361	Clerks' Surplus Trustee Fees (Section 6)	Article V Fees	0.0	0.0	0.0	0.0	0.0	(*)	0.0	(*)

**Measures Affecting Revenue and Tax Administration - 2018 Regular Session  
Increase/(Decrease) in \$ Millions  
FINAL**

Chapter Law	BILL #	Issue	Tax	FY 18-19							
				GR		Trust		Local/Other		Total	
				Cash	Recur.	Cash	Recur.	Cash	Recur.	Cash	Recur.
2018-71	1361	Disposition of Certain Unclaimed Property by the Clerks/DFS Surplus Trustee Fees/SSTF (Sections 1-5 and 8-11)	Other Taxes and Fees	0.0	0.0	0.0	(*)	0.0	0.0	0.0	(*)
2018-71	1361	Disposition of Certain Unclaimed Property by the Clerks/DFS Surplus Trustee Fees/SSTF (Sections 1-5 and 8-11)	Unclaimed Property - SSTF	0.0	0.0	0.0	+/-	0.0	0.0	0.0	+/-
2018-127	1392	Prearrest Diversion Program (Sections 3 & 9)	Article V Fees	0.0	0.0	+/- ins.	+/- ins.	0.0	0.0	+/- ins.	+/- ins.
2018-127	1392	Removal of FDLE Processing Fee Authority (Section 6)	Other Taxes and Fees	0.0	0.0	0.0	0.0	0.0	0.0	0.0	0.0
2018-9	5001	Changes to Lottery Operations - Additional Costs	Lottery - EETF	0.0	0.0	(4.5)	(14.7)	0.0	0.0	(4.5)	(14.7)
2018-9	5001	Changes to Lottery Operations - Additional Sales	Lottery - EETF	0.0	0.0	**	**	0.0	0.0	**	**
2018-9	5001	Required Local Effort (5)	Ad Valorem	*****See Note (5)*****							
2018-10	5003	Trust Fund Transfer	Article V Fees/Other Taxes and Fees	0.0	0.0	0.0	0.0	0.0	0.0	0.0	0.0
JR	7001	Supermajority Vote for State Taxes and Fees	Various Taxes and Fees	0.0	0.0	0.0	0.0	0.0	0.0	0.0	0.0
2018-6	7055	Various Tax Credit Scholarship Issues - Additional Scholarships (Sections 7, 15, & 47)	Corporate Income Tax	(8.2)	(8.2)	0.0	0.0	0.0	0.0	(8.2)	(8.2)
2018-6	7055	Various Tax Credit Scholarship Issues - Extension of Credit Carry Forward (Section 15)	Corporate Income Tax	(**)	(**)	0.0	0.0	0.0	0.0	(**)	(**)
2018-6	7055	Various Tax Credit Scholarship Issues - List of Top 200 CIT Payers (Section 4)	Corporate Income Tax	(**)	(**)	0.0	0.0	0.0	0.0	(**)	(**)
2018-6	7055	Various Tax Credit Scholarship Issues - Penalty and Interest (Sections 7, 15, & 47)	Corporate Income Tax	(1.8)	(1.8)	0.0	0.0	0.0	0.0	(1.8)	(1.8)
2018-6	7055	Florida Sales Tax Credit Program (\$57.5 million) (Section 1)	Sales and Use Tax	(43.1)	(57.5)	0.0	0.0	0.0	0.0	(43.1)	(57.5)
2018-6	7055	Hope Scholarship (3) (Sections 3, 5 & 16)	Sales and Use Tax	(27.9)	(41.2)	0.0	0.0	0.0	0.0	(27.9)	(41.2)
2018-6	7055	Various Tax Credit Scholarship Issues - Collection Allowance (Section 2)	Sales and Use Tax	(0.1)	(0.1)	(*)	(*)	(*)	(*)	(0.1)	(0.1)
2018-118	7087	Aquaculture Exemptions (Sections 12-13)	Ad Valorem	0.0	0.0	0.0	0.0	0.0	0.0	0.0	0.0
2018-118	7087	Citrus Fruit Packing & Processing Equipment - One Year (Sections 10-11)	Ad Valorem	0.0	0.0	0.0	0.0	(10.5)	0.0	(10.5)	0.0
2018-118	7087	Hurricane Refunds - 2016 and 2017 Storms (Sections 14 & 17)	Ad Valorem	0.0	0.0	0.0	0.0	0.0	0.0	0.0	0.0
2018-118	7087	Public Water and Wastewater Facilities (Section 7)	Ad Valorem	0.0	0.0	0.0	0.0	0.0	(*)	0.0	(*)
2018-118	7087	Storm Portability (1) (Section 9)	Ad Valorem	0.0	0.0	0.0	0.0	0.0	(1.2)	0.0	(1.2)
2018-118	7087	Disabled Vets/Surviving Spouse 5 Year Requirement - Section 16	Ad Valorem	0.0	0.0	0.0	0.0	0.0	(0.1)	0.0	(0.1)
2018-118	7087	Multiparcel Buildings (Sections 8, 18-20 and 60)	Ad Valorem/Local Taxes and Fees	0.0	0.0	0.0	0.0	(**)	(**)	(**)	(**)
2018-118	7087	Filing Fee Distribution Split (Section 4)	Article V Fees	(*)	(0.1)	*	0.1	0.0	0.0	0.0	0.0
2018-118	7087	Marriage License Fee Redirect (Section 52)	Article V Fees	(0.7)	(1.8)	0.7	1.8	0.0	0.0	0.0	0.0
2018-118	7087	Secondary Distribution from GR to Miami-Dade Clerk (Section 3)	Article V Fees	(1.5)	0.0	0.0	0.0	1.5	0.0	0.0	0.0
2018-118	7087	Traffic School Discount to Civil Penalty (Sections 46-47)	Article V Fees	(0.1)	(0.2)	(0.7)	(1.8)	0.0	0.0	(0.8)	(2.0)
2018-118	7087	Aviation Fuel Refunds (Section 28)	Aviation Fuel Tax	0.0	(1.1)	0.0	(13.0)	0.0	0.0	0.0	(14.1)
2018-118	7087	Community Contribution Tax Credit (Sections 31, 44 & 51)	Corporate Income Tax	(0.1)	0.0	0.0	0.0	0.0	0.0	(0.1)	0.0
2018-118	7087	Contaminated Site Rehabilitation Tax Credit (Sections 45 & 49)	Corporate Income Tax	(8.5)	0.0	0.0	0.0	0.0	0.0	(8.5)	0.0
2018-118	7087	Disaster Loans (Section 22)	Documentary Stamp Tax	(**)	(**)	(**)	(**)	0.0	0.0	(**)	(**)
2018-118	7087	Housing Finance Authorities (Section 6)	Documentary Stamp Tax	(0.2)	(0.2)	(0.3)	(0.3)	0.0	0.0	(0.5)	(0.5)
2018-118	7087	Spousal Transfers - Homestead Property - Mortgage is Only Consideration (Section 21)	Documentary Stamp Tax	(0.6)	(0.6)	(0.9)	(0.9)	0.0	0.0	(1.5)	(1.5)
2018-118	7087	Agriculture Restricted Truck Licenses (Section 48)	Highway Safety Fees	(*)	(*)	(*)	(*)	0.0	0.0	(*)	(*)
2018-118	7087	Community Contribution Tax Credit (Sections 31, 44 & 51)	Insurance Premium Tax	(*)	0.0	0.0	0.0	0.0	0.0	(*)	0.0
2018-118	7087	Local Business Tax Exemptions - Certain Exemptions (Sections 24-25)	Local Taxes and Fees	-----See SB 100-----							
2018-118	7087	Local Business Tax Exemptions - Merchant Definition (Section 26)	Local Taxes and Fees	-----See SB 100-----							
2018-118	7087	Fuel Used for Agricultural Transportation (Section 59)	Motor Fuel Taxes	0.0	0.0	(2.5)	0.0	(1.2)	0.0	(3.7)	0.0
2018-118	7087	Natural Gas Fuel Tax Delay (Sections 29-31)	Motor Fuel Taxes	(*)	(0.1)	(0.1)	(0.4)	(0.1)	(0.2)	(0.2)	(0.7)
2018-118	7087	Supplier Export Exemption (Section 27)	Motor Fuel Taxes	0.0	0.0	(*)	(*)	0.0	0.0	(*)	(*)
2018-118	7087	Marketplace Contractors (Section 50)	Reemployment Assistance Tax	0.0	0.0	0.0	0.0	(2.6)	(2.6)	(2.6)	(2.6)
2018-118	7087	Back to School Sales Tax Holiday (No Computers) (Section 54)	Sales and Use Tax	(26.0)	0.0	(*)	0.0	(6.7)	0.0	(32.7)	0.0
2018-118	7087	Building Materials Refunds - Farm Buildings (Section 58)	Sales and Use Tax	(7.0)	0.0	(*)	0.0	(1.8)	0.0	(8.8)	0.0
2018-118	7087	Commercial Rent Tax Rate Reduction - 0.1% (Section 33)	Sales and Use Tax	(11.4)	(27.5)	(*)	(*)	(1.5)	(3.5)	(12.9)	(31.0)



**Measures Affecting Revenue and Tax Administration - 2018 Regular Session  
Increase/(Decrease) in \$ Millions  
FINAL**

Chapter Law	BILL #	Issue	Tax	FY 18-19							
				GR		Trust		Local/Other		Total	
				Cash	Recur.	Cash	Recur.	Cash	Recur.	Cash	Recur.
2018-118	7087	Community Contribution Tax Credit (Sections 31, 44 & 51)	Sales and Use Tax	(1.5)	0.0	(*)	0.0	(0.4)	0.0	(1.9)	0.0
2018-118	7087	Disaster Preparedness Holiday - 1 Week (Section 55)	Sales and Use Tax	(4.6)	0.0	(*)	0.0	(1.2)	0.0	(5.8)	0.0
2018-118	7087	Fencing Materials Refund (Section 57)	Sales and Use Tax	(2.1)	0.0	(*)	0.0	(0.6)	0.0	(2.7)	0.0
2018-118	7087	Generators - 15K & 18 Months (Section 56)	Sales and Use Tax	(5.3)	0.0	(*)	0.0	(1.4)	0.0	(6.7)	0.0
2018-118	7087	Recyclers/Energy and Roll Off Containers (Section 36)	Sales and Use Tax/Gross Receipts Tax	(0.7)	(0.7)	(0.3)	(0.3)	(0.2)	(0.2)	(1.2)	(1.2)
2018-118	7087	Aquaculture Exemptions (Section 36)	Sales and Use Tax/Gross Receipts Tax	(0.2)	(0.1)	(*)	(*)	(*)	(*)	(0.2)	(0.1)
2018-119	7093	Piggyback with Decoupling for Accelerated Depreciation (4)	Corporate Income Tax	+/-	**	0.0	0.0	0.0	0.0	+/-	**
<b>TOTAL</b>				<b>(151.9)</b>	<b>(141.3)</b>	<b>(18.0)</b>	<b>(37.0)</b>	<b>(42.6)</b>	<b>(25.5)</b>	<b>(212.5)</b>	<b>(203.8)</b>
<b>VETOES</b>				<b>0.0</b>	<b>0.0</b>	<b>0.0</b>	<b>0.0</b>	<b>0.0</b>	<b>0.0</b>	<b>0.0</b>	<b>0.0</b>
<b>TOTAL LESS VETOES</b>				<b>(151.9)</b>	<b>(141.3)</b>	<b>(18.0)</b>	<b>(37.0)</b>	<b>(42.6)</b>	<b>(25.5)</b>	<b>(212.5)</b>	<b>(203.8)</b>

(1) - The adopted number is an at least as number; any additional events will increase the total cash and recurring impact.

(2) - The adopted number is an at least as number; any additional events will increase the total cash and recurring impact.

(3) - The Conference adopted the estimate as an at least as impact.

(4) - There is a current year cash impact of plus/minus indeterminate.

(5) - The RLE amount established by the Legislature for FY 2018-19 differs from FY 2017-18 in that the calculation now includes additional revenue based on the value of new construction.

Otherwise, the calculation retains the RLE level used over the last three years (FY 2015-16, FY 2016-17, and FY 2017-18). According to the House and Senate Appropriations committees, the adjusted RLE results in \$375.6 million less in local funds from property taxes than if the Legislature had determined the RLE amount by using the previous year's millage rate as it did prior to FY 2016-17. However, HB 5001 provides \$7,408.13 in total state and local funds per student, including some discretionary property taxes other than RLE, which is a \$111.91 increase over the total funds per student provided in the Fiscal Year 2017-2018 General Appropriations Act.

- \* Insignificant positive (less than \$50,000)
- (\*) Insignificant negative (less than \$50,000)
- \*\* Indeterminate positive
- (\*\*) Indeterminate negative
- 0/\* Insignificant positive or zero
- 0/(\*) Insignificant negative or zero
- 0/\*\* Indeterminate positive or zero
- 0/(\*\*) Indeterminate negative or zero
- +/- Indeterminate positive or negative
- +/- ins. Insignificant positive or negative

**2018 REGULAR LEGISLATIVE SESSION - SUPPLEMENTAL APPROPRIATIONS**

Bill Number	Chapter Law	Summary	General Revenue		Trust Fund		Total All Funds
			Recurring	Nonrecurring	Recurring	Nonrecurring	
<b>FY 2017-2018</b>							
HB 6501	2018-162	Relief of Cristina Alvarez and George Patnode		2,400,000			2,400,000
HB 6505	2018-163	Relief of Vonshelle Brothers		1,000,000			1,000,000
HB 6509	2018-164	Relief of CMH		5,076,543			5,076,543
HB 6535	2018-165	Relief of Estate of Dr. Sherrill Lynn Aversa				650,000	650,000
HB 7055	2018-006	Education		150,000			150,000
HB 7087	2018-118	Taxation		313,886			313,886
<b>TOTAL FY 2017-2018</b>			<b>0</b>	<b>8,940,429</b>	<b>0</b>	<b>650,000</b>	<b>9,590,429</b>
<b>FY 2018-2019</b>							
SB 4	2018-004	Higher Education	1,736,404		121,776,631		123,513,035
HB 21	2018-013	Controlled Substances	26,500,000	117,700		27,035,532	53,653,232
HB 937	2018-098	Perinatal Mental Health	104,320	21,600			125,920
HB 1073	2018-102	Department of Financial Services				500,000	500,000
HB 1091	2018-136	Early Learning				6,000,000	6,000,000
HB 1279*	2018-005	School District Accountability		100,000			100,000
SB 1392	2018-127	Criminal Justice	665,884	1,084,116			1,750,000
SB 7026	2018-003	Public Safety	200,000,000	200,000,000			400,000,000
HB 7055	2018-006	Education	13,750,000	100,000			13,850,000
HB 7087	2018-118	Taxation		741,319			741,319
<b>TOTAL FY 2018-2019</b>			<b>242,756,608</b>	<b>202,164,735</b>	<b>121,776,631</b>	<b>33,535,532</b>	<b>600,233,506</b>
<b>GRAND TOTAL</b>			<b>242,756,608</b>	<b>211,105,164</b>	<b>121,776,631</b>	<b>34,185,532</b>	<b>609,823,935</b>

\*Failed Contingency

**TRUTH IN BONDING STATEMENT  
IN SUPPORT OF THE 2018-19 GENERAL APPROPRIATIONS ACT**

**Turnpike Revenue Bonds**

The State of Florida has authorized \$92.65 million of new debt or obligation for Florida Turnpike construction projects beginning in Fiscal Year 2018-19. The debt or obligation is expected to be repaid over a period of 30 years. At a forecasted interest rate of 5.0%, the total interest paid over the life of the bonds will be \$88.16 million.

From prior authorizations, the Department of Transportation also plans to issue approximately \$350.00 million of debt or obligation in the last quarter of Fiscal Year 2017-18 and approximately \$126.44 million of debt or obligation in Fiscal Year 2018-19, for an additional total of \$476.44 million of debt or obligation.

**Right-of-Way Bonds**

The State of Florida has authorized \$490.87 million of new debt or obligation for Advanced Right-of-Way Acquisition and Bridge Construction projects beginning in Fiscal Year 2018-19. The debt or obligation is expected to be repaid over a period of 30 years. At a forecasted interest rate of 5.0%, the total interest paid over the life of the bonds will be \$467.08 million.

From prior authorizations, the Department of Transportation also plans to issue approximately \$100.00 million of debt or obligation in the last quarter of Fiscal Year 2017-18 and approximately \$15.05 million of debt or obligation in Fiscal Year 2018-19, for an additional total of \$115.05 million of debt or obligation.

**Transportation Financing Corporation**

The State of Florida has authorized \$180.01 million of new debt or obligation for a construction project beginning in Fiscal Year 2018-19. The debt or obligation is expected to be repaid over a period of 15 years. At a forecasted interest rate of 5.0%, the total interest paid over the life of the bonds will be \$80.13 million.

From prior authorizations, the Department of Transportation also plans to issue approximately \$10.96 million of additional debt or obligation in Fiscal Year 2018-19.

**Sunshine Skyway Bonds**

The State of Florida has authorized \$109.85 million of new debt or obligation for right of way acquisition and construction of projects on the State Highway System in accordance with section 338.165, Florida Statutes, in Fiscal Year 2018-19. The debt or obligation is expected to be repaid over a period of 30 years. At a forecasted interest rate of 5.0%, the total interest paid over the life of the bonds will be \$104.53 million.

**THE MOST RECENT OFFICIAL SUMMARY OF OUTSTANDING STATE DEBT**

As reported by the Division of Bond Finance in the State of Florida 2017 Debt Report released in December 2017, total State direct debt outstanding as of June 30, 2017, was \$22.7 billion. Of this amount, net tax-supported debt for programs supported by state tax revenues or tax-like revenues totaled \$18.9 billion while self-supporting debt, representing debt secured by revenues generated from operating bond-financed facilities, totaled \$3.8 billion.