

PreK-12 Appropriations Committee

February 12, 2009
9:00 a.m. – 1:00 p.m.
404 House Office Building

Action Packet

Larry Cretul
Speaker pro tempore

Anitere Flores
Chair

COMMITTEE MEETING REPORT

PreK-12 Appropriations Committee

2/12/2009 9:00:00AM

Location: 404 HOB

Attendance:

	<i>Present</i>	<i>Absent</i>	<i>Excused</i>
Anitere Flores (Chair)	X		
Ellyn Setnor Bogdanoff			X
Dwight Bullard	X		
Gwyndolen Clarke-Reed	X		
Erik Fresen	X		
Martin Klar	X		
John Legg			X
Kelli Stargel	X		
Totals:	6	0	2

Committee meeting was reported out: Thursday, February 12, 2009 3:19:54PM

COMMITTEE MEETING REPORT

PreK-12 Appropriations Committee

2/12/2009 9:00:00AM

Location: 404 HOB

Workshop

Budget Workshop

Appearances:

Kathryn S. Hebda, Chief, Educator Recruitment, Development, and Retention (State Employee)
(At Request Of Chair) - Information Only

Sunlink

Florida Department of Education

325 West Gaines Street

Tallahassee FL 32399-0400

Phone:(850) 245-0435

Mary Jane Tappen, Deputy Chancellor, K-12 Curriculum Instruction & Student Services (State Employee) (At Request Of Chair) - Information Only

Florida Department of Education

325 West Gaines Street Suite 501A

Tallahassee FL 32399

Phone:(850) 245-0818

Presentations:

Virtual Instruction Programs

Appearances:

Barbara Dreyer, President & CEO (At Request Of Chair) - Information Only

K-8 Virtual Schools

Connections Academy

1001 Fleet Street

Baltimore MD 21202

Phone:(410) 336-8589

Connie Milito, Chief Government Relations Officer (Lobbyist) - Information Only

Virtual Instruction Program

Hillsborough County Public Schools

901 East Kennedy Boulevard

Tampa FL 33601

Phone:(813) 272-4519

Donna Nicolodi, Director of Polk Virtual - Information Only

Virtual Education in Polk County

Polk County School District

1925 South Floral Avenue

Bartow FL 33830

Phone:(863) 534-7214

Committee meeting was reported out: Thursday, February 12, 2009 3:19:54PM

COMMITTEE MEETING REPORT

PreK-12 Appropriations Committee

2/12/2009 9:00:00AM

Location: 404 HOB

Julie Young, President & CEO (State Employee) (At Request Of Chair) - Information Only

Virtual Education

Florida Virtual School

2145 Metro Center Boulevard

Orlando FL 32835

Phone:(407) 513-3587

Linda Champion, Deputy Commissioner (Lobbyist) (State Employee) (At Request Of Chair) - Information Only

Virtual Instruction Funding

Florida Department of Education

325 West Gaines Street

Tallahassee FL 32399

Phone:(850) 245-0406

Patricia Levesque, Executive Director (Lobbyist) - Information Only

Foundation/ Gov. Jeb Bush's Position on Virtual Education

Foundation for Florida's Future

215 South Monroe Street Suite 100

Tallahassee FL 32302

Tracy Hall, Teacher (At Request Of Chair) - Information Only

Virtual Education

K-12/ Florida Virtual Academy

214 North Center

Perry FL 32347

Phone:(850) 584-8919

Committee meeting was reported out: Thursday, February 12, 2009 3:19:54PM

COMMITTEE MEETING REPORT

PreK-12 Appropriations Committee

2/12/2009 9:00:00AM

Location: 404 HOB

Summary: No Bills Considered

Committee meeting was reported out: Thursday, February 12, 2009 3:19:54PM



House of Representatives
PK-12 Appropriations Committee
Funding for Virtual Education
February 12, 2009

Department of Education

Linda Champion

Deputy Commissioner, Finance and Operations

Virtual Education Programs: Funding

	K-8 Virtual Education	Florida Virtual School (FLVS)	District Virtual Instruction Program (VIP)
Statutory Authority	S. 1002.415, F.S.	S. 1002.37, F.S.	S. 1002.45, F.S.
Funding Basis	Attendance/ Enrollments	Performance-based: course/credit	Performance-based: promotion for K-8; course/credit for 9-12
Funding Timeline	Sept. 1, Nov. 1, Feb. 1, and April 15	Reported in FTE Surveys 1, 2, 3, and 4; 24 semi-monthly payments	Reported in FTE Surveys 2, 3, and 4; 24 semi- monthly payments
Enrollment	1,042	14,599.66 UFTE	167.73 UFTE

Virtual Education Programs: Funding


	K-8 Virtual Education	Florida Virtual School (FLVS)	District Virtual Instruction Program (VIP)
Source of Funds	General Appropriations Act, Item 93	General Appropriations Act (FEFP) – Items 81 - 83	General Appropriations Act (FEFP) – Items 81 - 83
Total Funds	\$6,559,488 (\$5,047,392 -Special Session A)	\$91,673,924 (\$89,839,466 - Special Session A)	Potential \$1,050,043 (\$1,028,669 – Special Session A)
Funds Per Student	\$4,800 (\$4,704 - Special Session A)	\$6,279.18 (\$6,153.53 - Special Session A)	\$6,260.32 (\$6,132.89 - Special Session A)

Virtual Education Programs: Funding

	K-8 Virtual Education	Florida Virtual School (FLVS)	District Virtual Instruction Program (VIP)
Eligible FEFP Funds		<ul style="list-style-type: none"> ■ Lab School Discretionary Contribution ■ Discretionary Lottery ■ 0.250 Mill Discretionary Equalization ■ 0.498 Mill Compression ■ Merit Pay Allocation ■ Reading Allocation ■ Instructional Materials ■ Class Size Reduction 	<ul style="list-style-type: none"> ■ Declining Enrollment Supplement ■ Sparsity Supplement ■ Discretionary Lottery ■ 0.250 Mill Discretionary Equalization ■ 0.498 Mill Compression ■ Safe Schools ■ ESE Guaranteed Allocation ■ Supplemental Academic Instruction ■ Reading Allocation ■ Merit Pay Allocation ■ Instructional Materials ■ Teachers Lead ■ Class Size Reduction ■ Transportation

Florida **VirtualSchool's**
CONNECTIONS ACADEMY

Legislative Presentation



Florida Virtual School and Connections Academy, both long-time national leaders in online learning, formed a new partnership in 2008 to benefit districts. High-quality virtual education choices are provided to K-8 public school students, while allowing districts to meet legislative requirements by implementing their own online programs.

Florida **VirtualSchool's**
CONNECTIONS ACADEMY

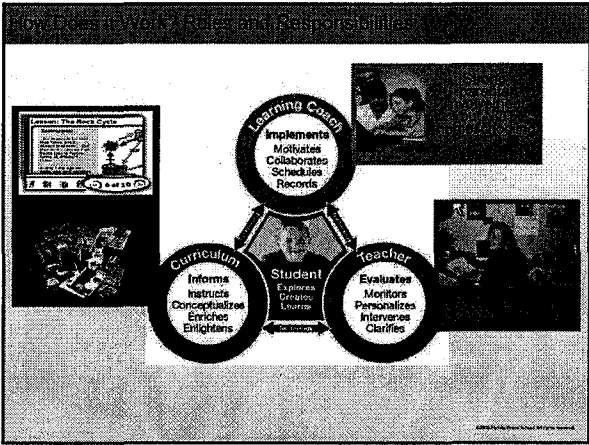
	2003-2004	2004-2005	2005-2006	2006-2007	2007-2008	2008-2009	08-09 Dist
Student enrollment	500	225*	500	690	940	500*	65
Applications	900	125	2,324	2,597	2,815	N/A	Ltd.
Funding per FTE (no completion or promotion requirements)	\$4,800	\$4,800	\$4,800	\$5,200	\$4,950	\$4,700	Varies by district
School grade	C	B	B	A	A	TBD	TBD

*Enrollment was capped in all years except 04-05 and 08-09. In 04-05 and 08-09, the state program was limited to returning students (plus siblings in 04-05) with an average of about 225 students in 04-05 and 500 in 08-09. 17 students were transferred to district programs in 08-09. FCA had higher number of non-returning 8th graders in 07-08.

District Breakdown

Districts	Current enrolled	FARM eligible (low income)	Non-white	Withdraw Less than 30 days	With 30 or more days
Hillsborough	15	13%	27%	20%	20%
Okaloosa	3	0%	0%	0%	0%
Osceola	17	65%	41%	0%	26%
Palm Beach	7	29%	43%	0%	42%
Pinellas	7	57%	14%	22%	0%
St Johns	1	0%	0%	0%	0%
Volusia	15	67%	33%	0%	12%
Overall	65	46%	31%	8%	20%
Previous State Program		45%	33%		

Overall the low income and non-white student population in district programs approximates that of the state program but vary significantly by district. This presents considerable challenges when funding is solely based on completion and promotion as these students generally require more services.




- Leading publishers including Prentice Hall, Glencoe, Scott Foresman, and others using latest editions available.
 - Print texts provided. Some available online as "iText."
 - Students receive workbooks, manipulatives, novels, art, and science supplies. All supplemental materials (workbooks, online content, texts) aligned to core materials.
-
- A complete list of materials by grade is available online.

- **Exclusive Home Life Course**
 - Cooking, home repair, building tools, sewing, genealogy, and more
 - **Online music and art courses**
 - Required in most early grades
 - **Languages**
 - Spanish, French
 - Sign Language
-



- Recorded instruction incorporated into online lessons
 - Teaches concepts in core courses in grades 3-8
 - Developed by Connections Academy curriculum experts
-
- Samples available to view online.

- Teachers are highly qualified Florida licensed educators
- Teachers collaborate to serve families better
 - Most teachers work from a central location in Orlando
 - Student's teachers address issues together
 - Easy to interact with many teachers at one time
- Teachers available
 - During school office hours each school day
 - By phone, email, online lessons, in person
 - On field trips



"I love that when I have a question, someone is always there." - Parent

- Learning through *LiveLesson*® sessions
 - Teacher and students interact online in real time
 - Teacher presents via microphone and web camera
 - Online white board and presentations
 - Students ask questions and interact via chat and audio
 - Lessons at scheduled times
 - Recorded for later viewing

User Grade Book for Constance Lerner (ID 189731)

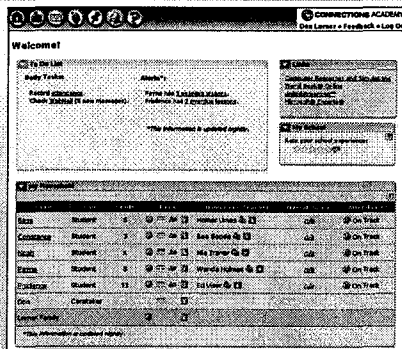
show me active sections

Grade Book Details

Section	Progress	Grade	Course Completion
Art 2	100%	A	Completed
English 2	84%	B	In Progress
Science 2	70%	C	In Progress
Spanish 2	100%	Pass	Completed
World Lit 1	99%	Complete	Completed
Overall	85%		

Progress Reports
 October 29, 2008
 August 8, 2008

Track performance and progress in each course



CONNECTIONS ACADEMY
 Data Lerner • Feedback • Log Out

Welcome!

My To Do List

- Ready To Learn
- Parent Progress
- Check Student ID and Homeless
- Print All Learning Status
- Refresh All Learning Status
- Check for Updates

My My School

Keep your school information up to date.

My My Progress

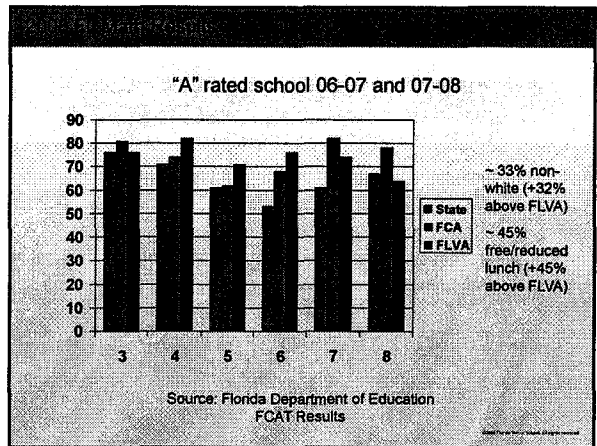
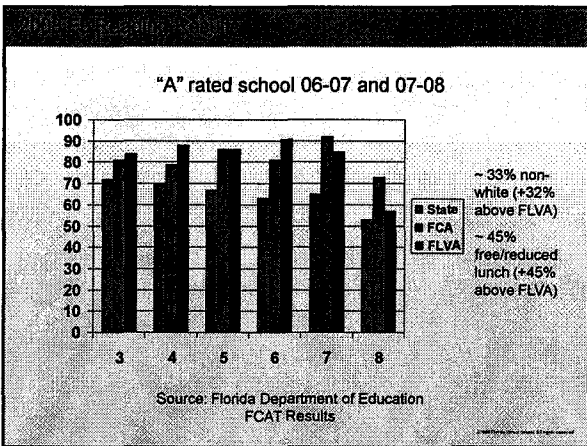
Student	Grade	Section	Progress	Grade	Course Completion		
Alisa	Student	8	07/08	08/08	Home Lit & 23	0%	On Track
Constance	Student	7	07/08	08/08	Sci Books & 23	0%	On Track
Isabel	Student	5	07/08	08/08	Wk Trainer & 23	0%	On Track
Isaac	Student	8	07/08	08/08	World History & 23	0%	On Track
Emmanuel	Student	11	07/08	08/08	3rd User & 23	0%	On Track
Don	Teacher						
Lerner Family							

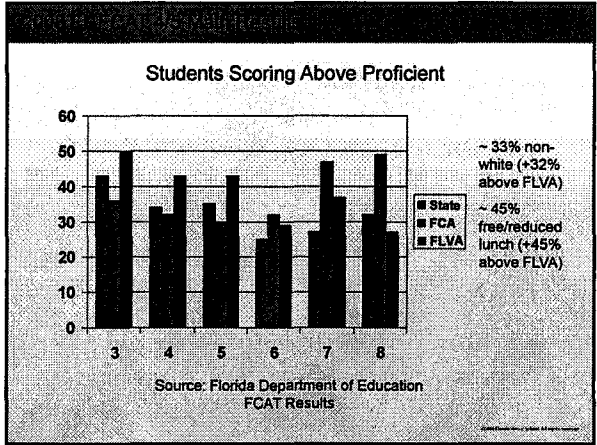
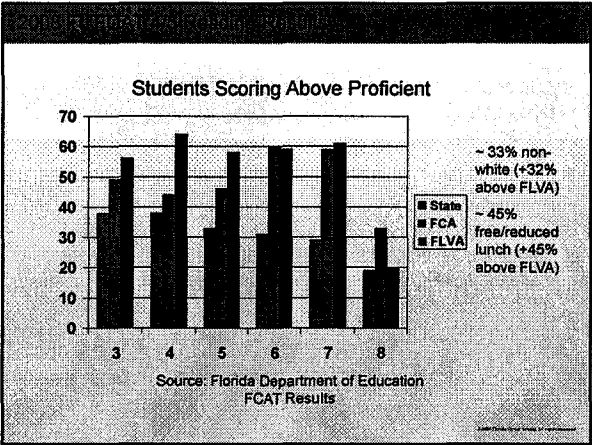
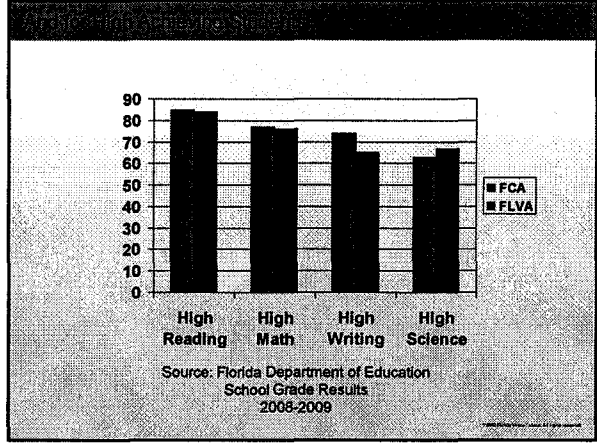
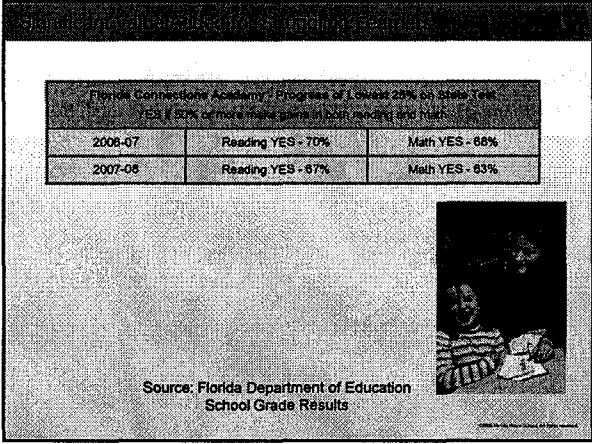
Home page for a Learning Coach


- Use our planning tools to manage your student's learning schedule
- Incorporates personal schedule activities

The screenshot shows a digital calendar interface for 'Constance Lerner's Planner' for the month of April 2009. The calendar is populated with various educational activities, including 'Math 1.1', 'Math 2.1', 'Math 3.1', 'Math 4.1', 'Math 5.1', and 'Math 6.1'. There are also entries for 'Social Studies 1.1', 'Science 1.1', and 'Language Arts 1.1'. A red circle highlights a specific event on the calendar.

- Tier 1 - Core Instructional Program**
 - Differentiated Instruction (e.g., basic, standard, honors, GT)
 - Skill Instruction – (e.g., Study Island)
 - LiveLesson – live synchronous instruction
 - Ongoing teacher professional development
- Tier 2 - Supplemental Programs and Support (RTI)**
 - LiveLesson – live synchronous remedial intervention
 - Headsprout – online systematic reading intervention
 - Hooked on Phonics/Math – print and CD-based intervention programs
 - Targeted Skill Instruction – (e.g., Study Island, Skills Tutor)
- Tier 3 - Alternative Programs**
 - PACE (Program for All Children to Excel)
 - Fast Track Program (Compass Learning)
 - Special Education support/IEP implementation








Every day, we solicit feedback from our parents and students using our Star Trak school rating system. We ask them to rate their entire school experience, so if they're happy or unhappy, we know about it right away. It's all part of our commitment to listen – and respond – to the needs of parents and students!

Weighted average of all FL students/families (2008-09 SY):
4.44 stars (out of 5.0 possible) as of 12/10/08


- Community Coordinators in each area of state
 - Community Coordinators plan field trips and other activities that strengthen and supplement the learning and create social bonds with other students in the school
 - Student and parent message boards, on the LMS, allow families to connect with the entire Connections Academy community
-

- Arts and Crafts Club
 - Book Club
 - Chess Club
 - Debate Club
 - Pen Pals
 - Poetry Corner
 - Quiz Bowl
 - Science in the Kitchen
 - Student Advisory Council
 - Student Literary Magazine
 - Student Newspaper
-



- **K-8 Clubs & Activities**
 - Eight offerings (e.g., Arts & Crafts, Science in the Kitchen, Poetry Corner)
 - Yearbook
- **High School Clubs & Activities**
 - Seven offerings (e.g., Chess Club, Debate Club, Student Newspaper)
 - Yearbook

All lessons include the Star Trak rating system that lets users rate each lesson.



- Online training for all district administrators from FLVS staff
- Monitoring of state deadlines, reporting requirements, and any regulatory changes affecting virtual education in Florida with updates to district personnel
- Quality control monitoring of the FCA program
- Monitoring of student performance with monthly contacts for district coordinators to discuss student performance
- Coordinate data transfers to district systems to meet all district and state reporting requirements
- FLVS in partnership with franchise districts

- District FTE funding varies widely and virtual students are funded at the same rate as other students. Some districts will create a profit stream while others will incur a loss even if their costs are exactly the same. Further the completion and promotion rates and numbers of low income and minority students also vary widely and will further significantly change the virtual school economics across districts.

- In 08-09, no district permitted students to enroll mid-year even though DOE ruled that .5 funding was available for students who completed 90 days. As a result, there was no opportunity to cover fixed teacher costs for students who left the program for any reason, regardless of how much of the year may have gone by. Further, students who moved to another FL district and wanted to continue had to withdraw and no funding was received.

- The current funding requirements will lead to more online content and less teacher involvement to contain costs. The two A school state programs demonstrated that a significant use of print materials, science supplies etc. and full-time, certified and highly qualified teachers are required for success in the lower grades. Further, the all or nothing funding risks promotion decisions based on funding rather than student needs.

- The requirements for technology are not clearly defined. Free lunch-eligible students are generally presumed to require technology. A free lunch-eligible student who receives technology, including a cash Internet subsidy, will result in no funding if they do not complete, even if only by moving to another district mid-year.

- Many, if not most, districts will not contract with all of the current K-8 providers and many will not contract with either. This will leave students remaining in the state program without their school of choice. There is one year remaining on the state contract and a small number of remaining students so the cost to continue for the final year of the contract is very low.

Legislative Challenges/Policy Requirements

- FLVSCA kept all aspects of its program the same, particularly as to student-teacher ratios during 2008-2009. Guidance is needed concerning program requirements for 2009-2010 as to whether previously approved providers can change their program without DOE review and approval in order to lower their costs.

Issues

- Fund continuing students for the last year of the state contract if their resident district does not contract with their current school provider.
- Change funding to be comparable to the state program which funded students on a survey enrollment basis. Also ensure that extra funds for low income and special needs students will be available. Consider other incentives or penalties for performance.

Issues

- Re-examine the formula for funding K-8 virtual school students. Under the current legislation, districts will generally receive more funding than was provided by the state for virtual schooling.
- Permit students who move to another Florida district while enrolled in a virtual school program to remain enrolled in their previous district through the remainder of the school year.

Additional Information

- The following slides describe the current FLVSCA offering for 2009-2010 along with test score results for 2007-2008. Please contact Florida Virtual School for more information.

Getting Started - Overview of lesson, plus exercises to pique student's interest, establish relevancy, and make connection with prior knowledge.

Instruction - Teachlets™ incorporate graphics, video, and audio to show the student concepts and ideas needed to complete lessons.

Activity - Student will apply what he or she learned during instructional segment.


Review - Section will recap the key terms, concepts or ideas covered in lesson.

Assessment - Finally, student required to show what he or she can now do as a result of what he or she learned in lesson.


- Consistent structure of units, lessons, and assignment types
- Lesson plans developed around textbooks and online resources, including proprietary instructional Teachlet™ tutorials
- Integrate 3rd party content, tools, and simulations
- Courses designed to be one semester and 90 hours or 0.5 Carnegie Units in duration

- See sample alignments to specific standards in your materials. Lessons may be viewed online.
- FCAT results demonstrate alignment.
- Focused effort to align to September 2007 standards in 2007-2008 in grades 6-8 with significant results.
- Significant new content for grades K and 3-5 implemented in 2008-2009 based on new standards.
- Grades 1-2 will be revised for implementation 2009-2010.

- Create and monitor student's learning plan
- Conduct real-time instruction sessions online
- Grade student work
 - Online assignments and tests
 - Portfolios sent in, graded, and returned
- Modify lessons as required
- Conduct live instruction for individual students and groups
- Ongoing communication by email and phone
- Regular conferences with families
 - At least two times a month by phone with the parent *and* the student



- Our proprietary Learning Management System (LMS)
 - Schedule planning
 - Access to lessons and assessments
 - Communication tools
 - Administrative tasks and reports
 - Student grade book
 - Real-time online instruction
 - Curriculum development and management
 - Enrollment, Fulfillment, SIMS, Work flow management - all in one system
- Extensive computer-based & online training, as well as self-help within the LMS, available to all end-users
- Exports data and reports to meet all regulatory requirements



- Alignment of course objectives and assessment
- Ongoing and frequent assessment of student learning

Unit	Grade	Item	Requires	Points	Possible	Score	Value	Weight
1	2	Communities	Quick Check	3	3	100%	0	0%
1	4	United States Communities	Quick Check	3	3	100%	0	0%
1	4	World Communities	Quiz	11	11	97%	12	14%
1	4	African Communities	Quick Check	3	3	100%	0	0%
1	5	Understanding Map Scale	Quick Check	3	3	0	0	0%
1	7	A Rural Community	Quick Check	3	3	0	0	0%
1	8	A Suburban Community	Quick Check	3	3	0	0	0%
1	9	Wetland Levels	Quick Check	3	3	0	0	0%
1	10	An Urban Community	Quick Check	3	3	0	0	0%
1	11	My Dream Community	Portfolio Item	6	6	75	25	17%
1	12	Social Studies 2 Unit 1 Review	Quick Check	4	4	0	0	0%

Section Details - Social Studies 31 92% A

Assignment Summary:
 Type: **Weighted Average**
 Portfolio Item: 40%
 Quick Check: 30%
 Quiz: 30%

Assignment Details: Portfolio Item Quick Check Quiz Test

Show me assignments, in units, of the following types: Portfolio Item Quick Check Quiz Test

Unit	Grade	Item	Requires	Points	Possible	Score	Value	Weight
1	2	Communities	Quick Check	3	3	100%	0	0%
1	4	United States Communities	Quick Check	3	3	100%	0	0%
1	4	World Communities	Quiz	11	11	97%	12	14%
1	4	African Communities	Quick Check	3	3	100%	0	0%
1	5	Understanding Map Scale	Quick Check	3	3	0	0	0%
1	7	A Rural Community	Quick Check	3	3	0	0	0%
1	8	A Suburban Community	Quick Check	3	3	0	0	0%
1	9	Wetland Levels	Quick Check	3	3	0	0	0%
1	10	An Urban Community	Quick Check	3	3	0	0	0%
1	11	My Dream Community	Portfolio Item	6	6	75	25	17%
1	12	Social Studies 3 Unit 1 Review	Quick Check	4	4	0	0	0%
2	1	Social Studies 3 Unit 1 Test	Test	4	4	0	0	0%

- "The Florida Connections Academy online learning program has helped my daughter become a self-starter with her studies which is a skill that will be a priceless benefit to her for the rest of her life."
 - Catherine Viola (Viola family, 1st grade student starting in 07-08)
- "Our daughter's FCAT scores have increased steadily each year, to the point that last year she received a 5 on her Reading portion of the FCAT."
 - Jacqueline Pugh (Pugh family, 5th grade student starting in 06-07)
- "Florida Connections Academy uses technology to make learning fun. My children are excited to learn. Learning is no longer a chore. With the technology that Florida Connections Academy uses, my children are given the opportunity to explore and learn. As an educator and owner of a tutoring service, I know the value of a good education and I believe that Florida Connections Academy offers an excellent curriculum that reaches beyond the required Sunshine State Standards."
 - Dawn Rice (Rice family, 2nd and 6th grade students starting in 07-08)

K12



unleash the xPotential



K12 Virtual School Programs



unleash the xPotential

K¹²

unleash the xpotential

K¹² Background


- Mission – to maximize a child's potential by providing access to an engaging and effective curriculum and tools, regardless of geographic location, or socio-economic background
- Technology-based education company founded in 1999 and based in Herndon, Virginia
- Leading national provider of individualized, one-to-one learning solutions to students from kindergarten through high school






Florida Virtual Academy- Powered by K¹²

- FLVA opened in 2003 as part of the virtual pilot program, funded by State Appropriations
- 940 students in 2007-8 with a 97% promotion rate
- 33% Free and Reduced, 25% minority
- We've operated with a limited enrollment each year, carrying a waiting list of students wishing to enroll (42,000 inquiries)
- FLVA students take FCAT each spring in their local districts
- K12 and FLVA are currently working with 6 districts through their own virtual programs, each initiated this school year
- Administrative office in Jacksonville, Florida consisting of Head of School, Operations Manager, Academic Administrator, Community Relations Manager, Director of Assessment and Accountability
- Florida Highly-Qualified teachers working throughout the state



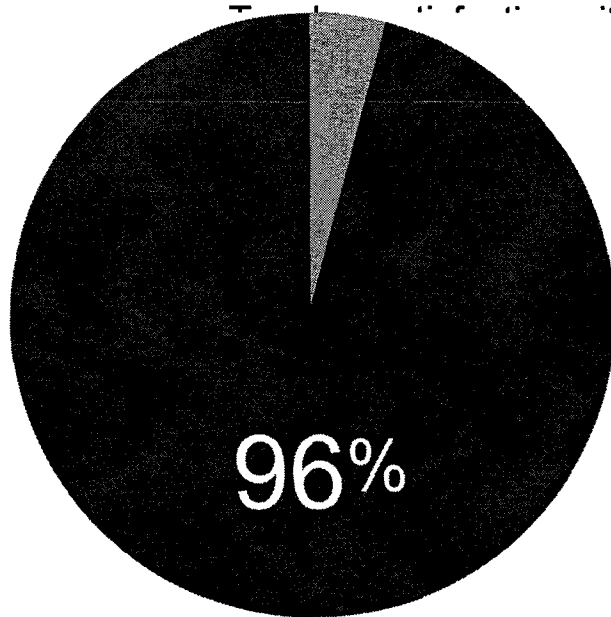
Who does K¹² serve in Florida?

- FLVA with 515 students enrolled
 - Brevard County with 23 students enrolled
 - Escambia County with 10 students enrolled
- Hillsborough County with 48 students enrolled
 - Osceola County with 12 students enrolled
 - St. Johns County with 14 students enrolled
 - Volusia County with 33 students enrolled

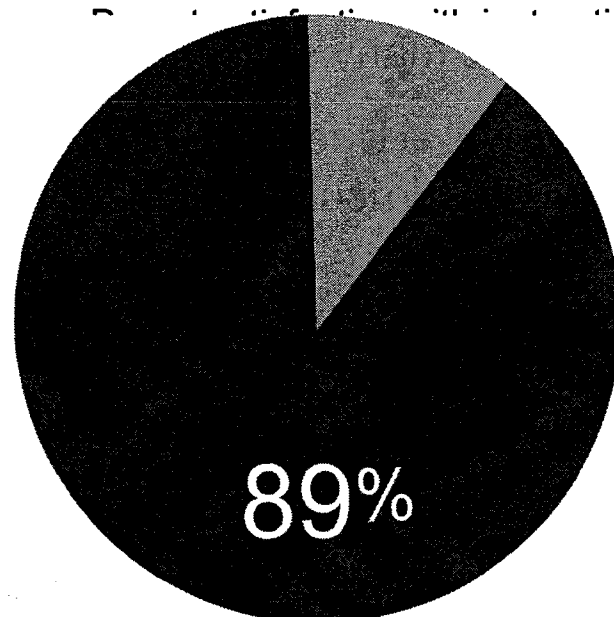


unleash the xPotential

Teacher and Parent Satisfaction



■ Very Satisfied or Satisfied
■ Dissatisfied



■ Very Satisfied or Satisfied
■ Neutral
■ Dissatisfied

And 97% of parents are satisfied or very satisfied with the quality of the K¹² curriculum.



Why Choose K¹² for your Virtual Program

- Quality – K¹² is the supplier of curriculum and services to the Florida Virtual Academy (FLVA), a K-8 virtual school with an “A” rating for the last 2 years.
- K¹² has many successful programs like this throughout the country.
- Approval – Under HB 7067, K¹² is already an approved provider and the K¹² Curriculum aligns to Sunshine State Standards
- Easy implementation – Our vast experience and depth of expertise in online learning means an easy-to-implement solution for your staff
- Experience - K¹² is the leading independent provider of online curriculum and virtual school resources in the country




FLVA earns an “A” with 564 points in 2008!

72% of students making a year's worth of progress in reading

72% of struggling students making a year's worth of progress in reading

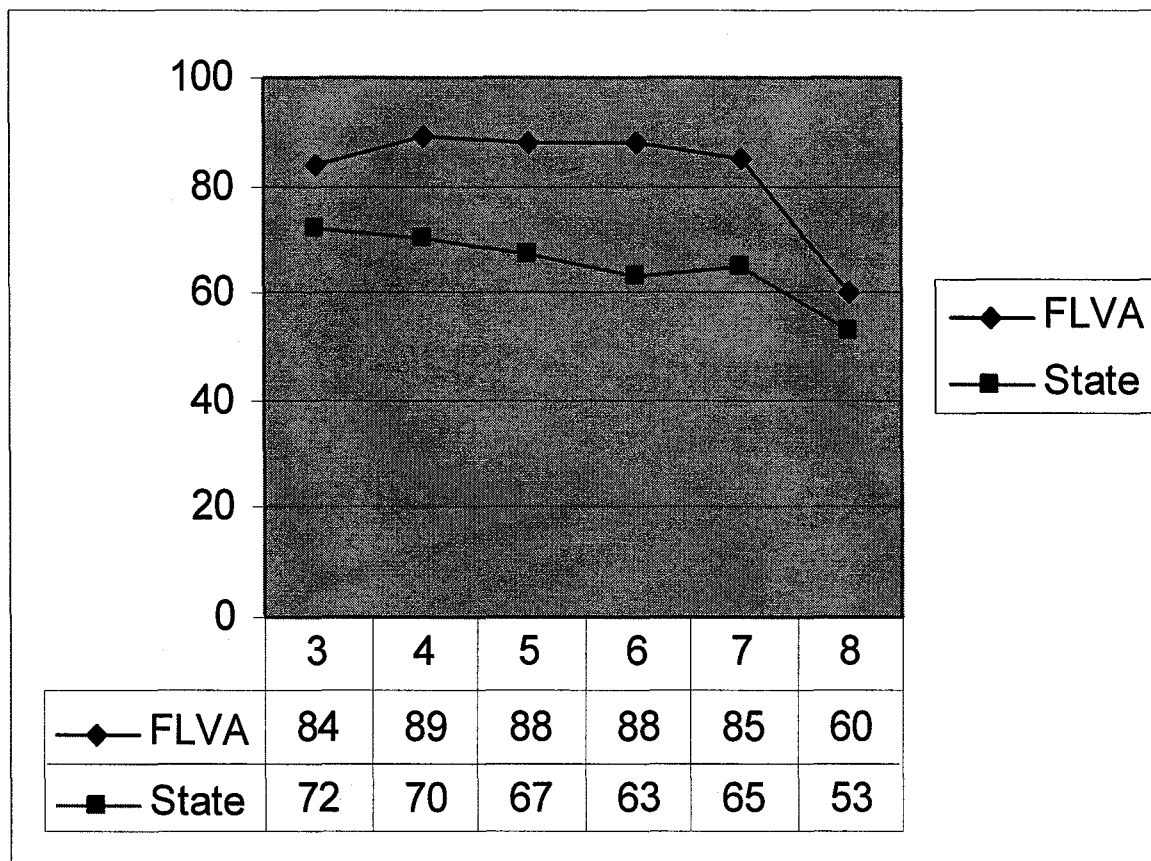
66% of students making a year's worth of progress in math


62% of struggling students making a year's worth of progress in math



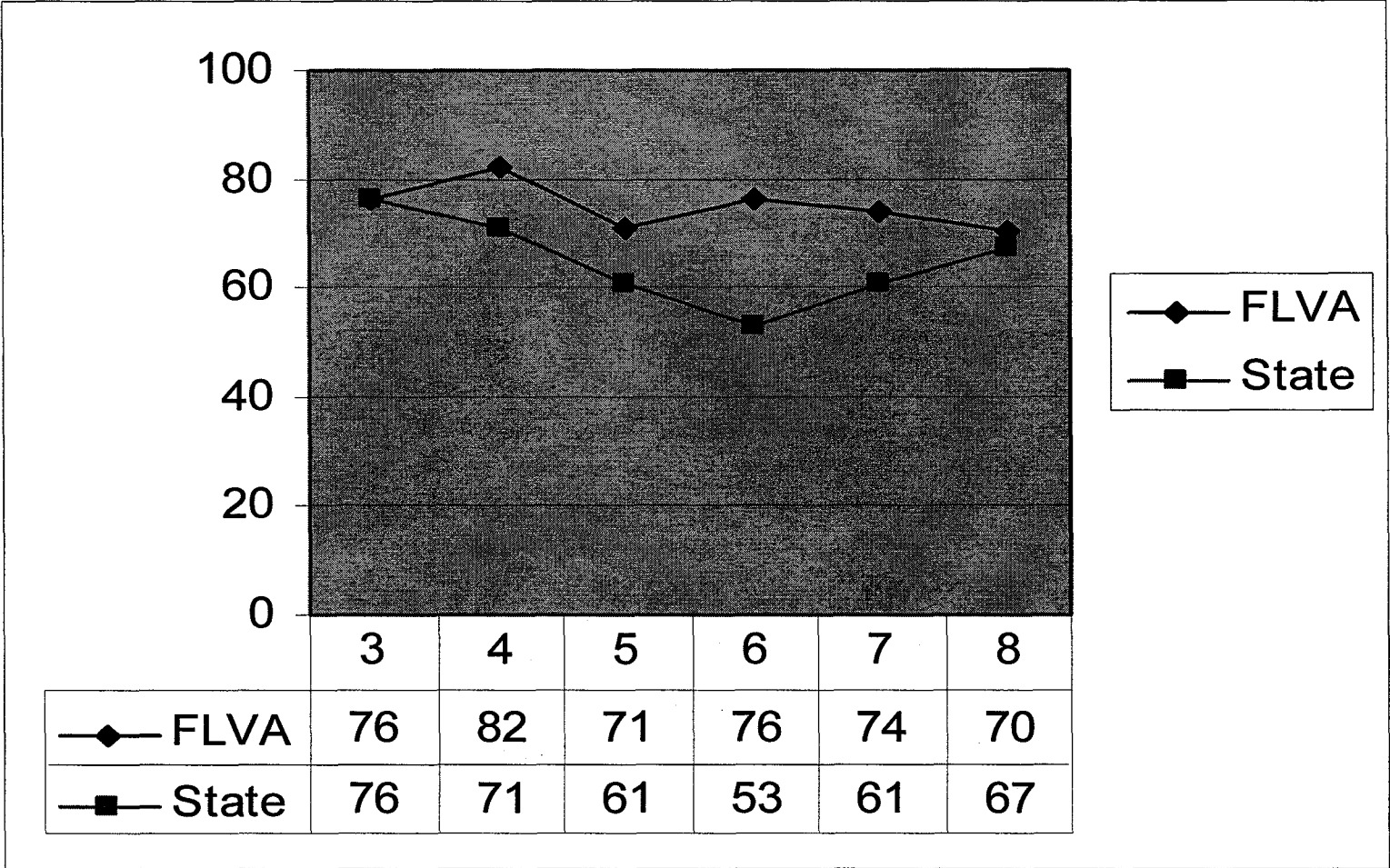
FLVA VS. STATE

READING 2008





FLVA VS. STATE MATH 2008





Florida
VirtualSchool



FloridaVirtual
School
February 12, 2009

any time, any place, any path, any pace™

Achievement were the constant

Time were the variable

What if?

FLVS Statutory Mission (1002.37)

The mission of the Florida Virtual School is to provide students with technology-based educational opportunities to gain the knowledge and skills necessary to succeed. The school shall serve any student in the state who meets the profile for success in this educational delivery context and shall give priority to:

- 1. Students who need expanded access to courses in order to meet their educational goals, such as home education students and students in inner-city and rural high schools who do not have access to higher-level courses.***
- 2. Students seeking accelerated access in order to obtain a high school diploma at least one semester early.***

Florida Virtual School (FLVS)

- Grades Served
- Funding
- Eligible Students
- School Calendar
- Student Oversight

- Course Offerings
- Student Success Measurement
- Student Support
- Course Materials
- Teacher Development/Training

6-12

FLVS catalog: 95+ courses
(AP, honors, core, electives,
world language)

FTE-funded

Course completion

Public, private, charter,
home school

Provided by FLVS 24/7/365

365 days

Provided by FLVS

FLVS teacher

Provided by FLVS

FLVS Franchise

- Grades Served
- Funding
- Eligible Students
- School Calendar
- Student Oversight
- Course Offerings
- Student Success Measurement
- Student Support
- Course Materials
- Teacher Development/Training

6-12

District retains FTE,
pays FLVS \$50/enrollment

Public, private, charter,
home school

180 day traditional school year

District teacher

FLVS catalog: 95+ courses
(AP, honors, core, electives,
world language)

Course completion

Provided by FLVS 24/7/365

Provided by FLVS

Provided by FLVS

FLVS Partnership with Connection's Academy (FLVSCA)

- Grades Served
- Funding
- Eligible Students
- School Calendar
- Student Oversight
- Course Offerings
- Student Success Measurement
- Student Support
- Course Materials
- Teacher Development/Training

K-8, Full-time

**District
retains FTE**

Public

**180 day traditional
school year**

FLVSCA teacher

FLVSCA catalog

**Promotion to next
grade level**

Provided by FLVSCA

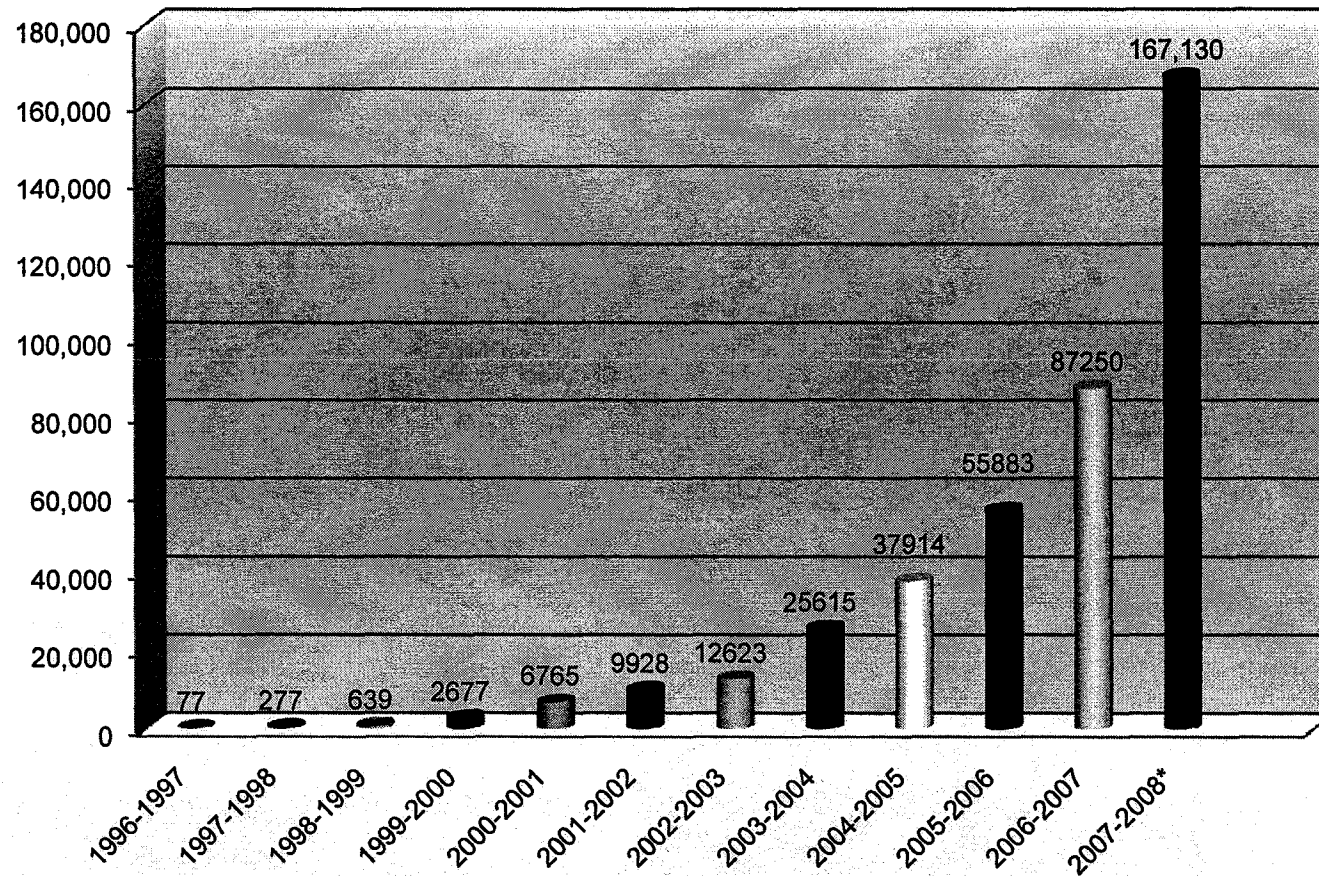
Provided by FLVSCA

Provided by FLVSCA

Enrollment Data

FLVS Completion History

As of January 1, 2009



FLVS completions are measured as half-credit enrollments, based on student activations during a 12 month period.

*2007-08 completions are based on a 16 month period.

Enrollment Data

Top Ten Participating Districts by Enrollment

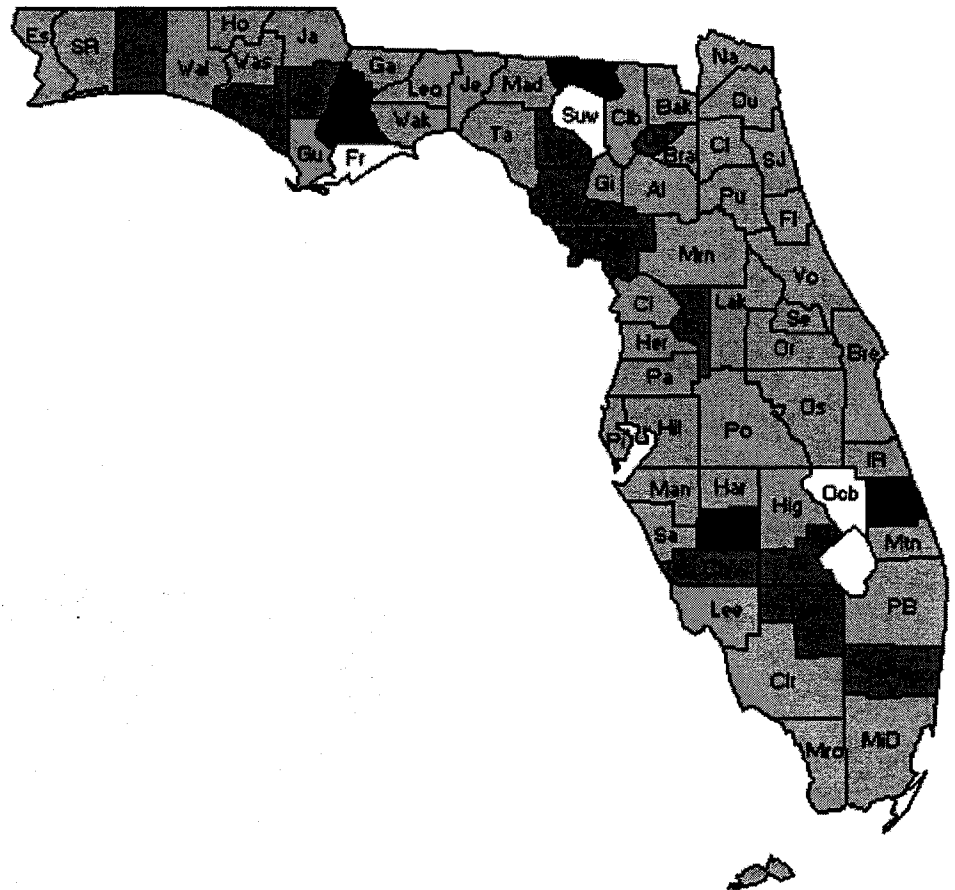
	2003-04	2004-05	2005-06	2006-07	2007-08
Orange	2257	3147	5968	10596	13979
Palm Beach	1657	3088	5171	9348	11661
Hillsborough	1241	2322	4229	8265	11186
Miami-Dade	1705	3022	4697	7794	10597
Duval	712	1202	2282	4977	7859
Broward	1055	1348	1685	4060	6919
Brevard	1086	1508	2218	4604	6232
Pinellas	1202	2000	2781	4775	5958
Osceola	-	-	-	3656	4969
Seminole	-	-	1664	3747	4824

Enrollment Data

Which Florida districts have the highest FLVS enrollment growth?

Below is the percent growth from 0607 to 0708 in completed FLVS enrollments from public school students.

District	% enrollment growth from 0607 to 0708
Liberty	250%
Hamilton	241%
DeSoto	186%
St. Lucie	178%
Glades	122%
Union	112%
Dixie	100%
Hendry	86%
Calhoun	84%
Levy	79%
Charlotte	77%
Sumter	71%
Broward	64%
Lafayette	62%
Bay	57%



Enrollment Data

Enrollment by School / Student Type

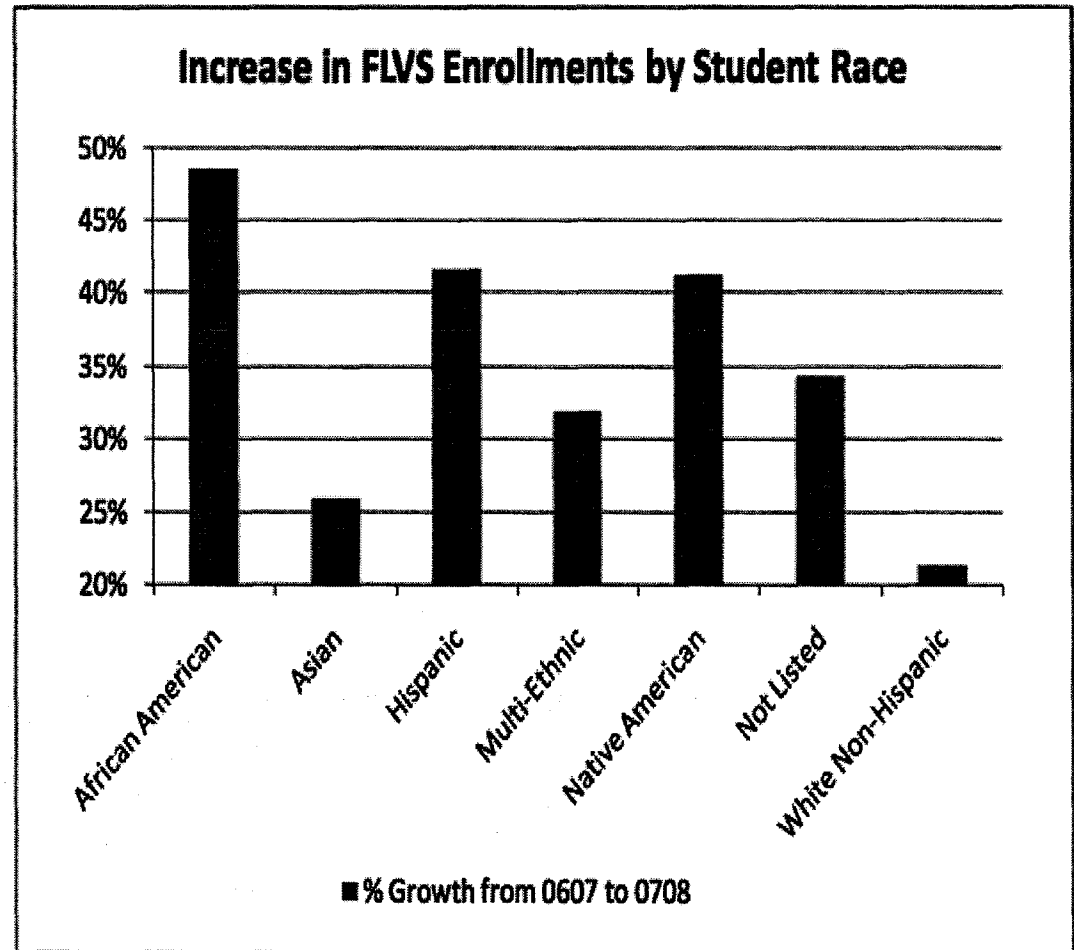
	2003-04	2004-05	2005-06	2006-07	2007-08
Public	73%	73%	71%	67%	64%
Home school	20%	20%	21%	24%	28%
Private	6%	6%	7%	7%	6%
Charter	1%	1%	1%	1%	1%
White	70%	69%	67%	66%	64%
Minority	30%	31%	33%	34%	36%
Female	61%	60%	60%	59%	58%
Male	39%	40%	40%	41%	42%

Enrollment Data

FLVS Service by Student Race - Public School

Race	% Growth from 0607 to 0708
African American	49%
Asian	26%
Hispanic	42%
Multi-Ethnic	32%
Native American	41%
Not Listed	34%
White Non-Hispanic	21%
Total Public School	28%

While total FLVS enrollments have grown by 28% from 0607 to 0708, much of that growth is coming from increases in service to minority students. Note that enrollments for African American students increased by almost 50% which is almost double the overall growth rate. White Non-Hispanic contributed least to the overall growth.

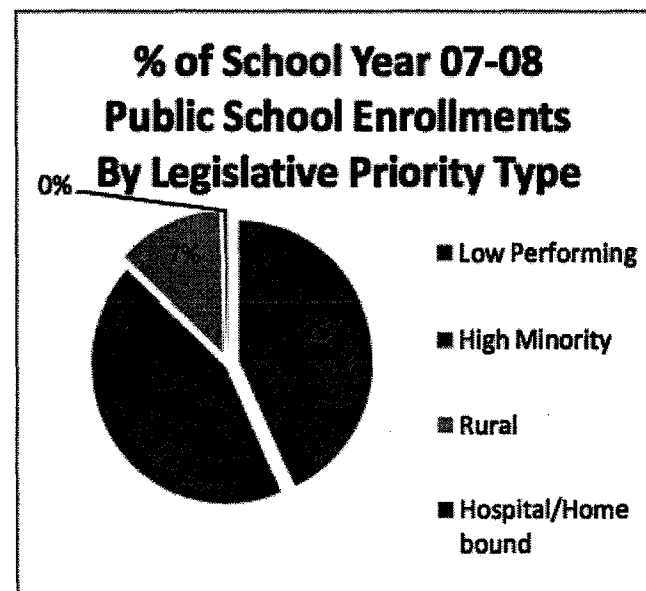


Enrollment Data

FLVS Service to Legislative Priority Students - Public School

	% Growth from 0607 to 0708	% of 0607 Enrollments	% of 0708 Enrollments
Low Performing	27%	25%	25%
High Minority	33%	24%	25%
Rural	7%	9%	7%
Hospital/Homebound	49%	0%	0%
Total Legislative Priority Enrollments	26%	44%	44%
Non-Priority Enrollments	30%	56%	56%
Total FLVS Public School Enrollments	28%		

While total FLVS enrollments have grown by 28% from 0607 to 0708, High Minority and Hospital/Homebound enrollments have increased at a greater rate (33% and 49% respectively). In addition, while FLVS is growing, the percentage of enrollments from the legislative priority groups has remained steady. Approximately 45% of all FLVS public school enrollments come from students who belong to at least one legislative priority group. (High Minority and Low Performing are assigned at the school level, Rural at the district level)



Enrollment Data

Average # of Online Courses per Student

	2003-04	2004-05	2005-06	2006-07	2007-08
School-wide	1.58	1.57	1.86	2.19	2.40
<i>Courses per student</i>					
Public	1.5	1.88	1.46	1.84	1.99
Charter	1.9	1.6	1.67	1.82	1.99
Private	1.8	2.77	2.62	2.53	2.56
Home school	3.1	2.75	4.16	4.89	5.58

Enrollment Data

Percentage of Students Taking FLVS Courses for Credit Recovery

English I	43%
Algebra I	43%
Algebra II	39%
Biology I	37%
Geometry	37%
Chemistry I	35%
English II	33%

Enrollment Data

Advanced Placement® Enrollments

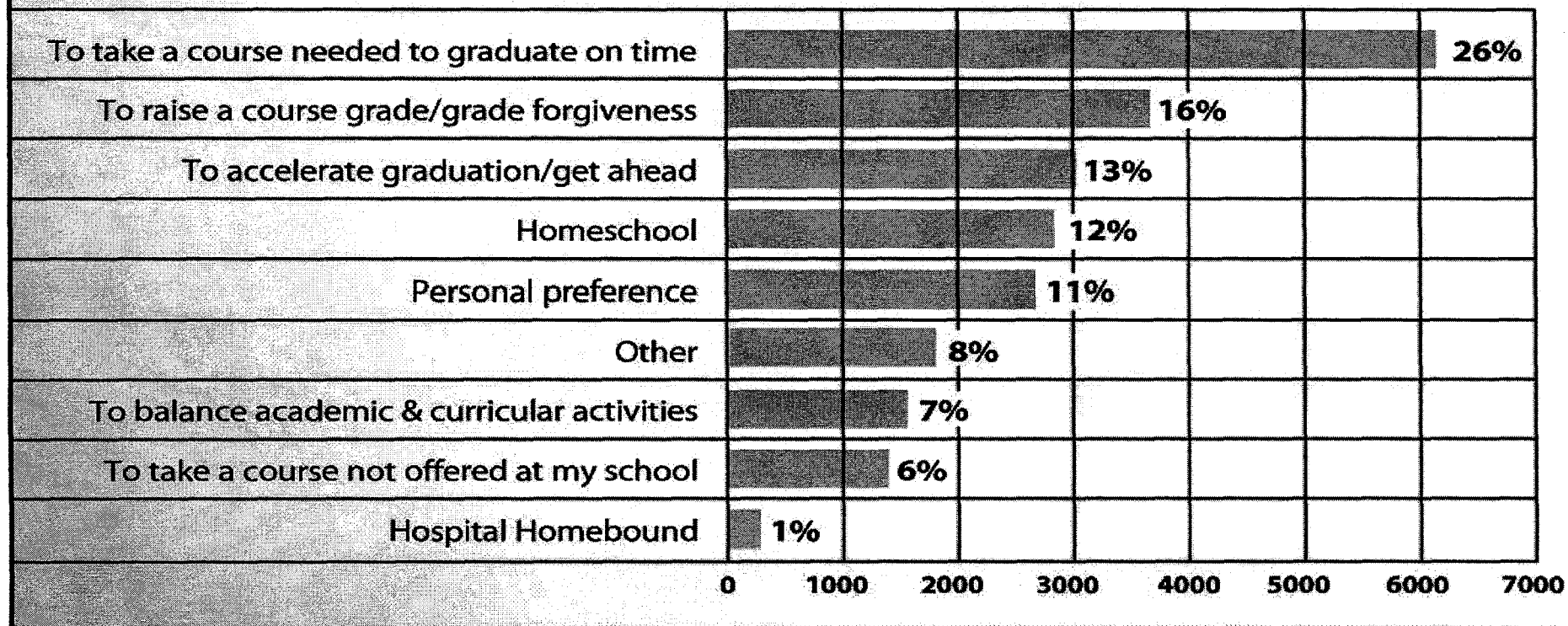
	2003-04	2004-05	2005-06	2006-07	2007-08
Total AP enrollments in 11 courses:	976	1093	1231	2170	3230
White Non-Hispanic enrollment:	631	642	706	1279	1972
Non-White:	345	451	525	891	1258
% of minority enrollments:	35%	41%	42%	41%	39%

Advanced Placement® Exam Review Enrollments

	2003-04	2004-05	2007-08
Total AP Exam Review enrollments:	5166	11,208	20,736

Enrollment Data

What was the reason you enrolled in the FLVS course?



Twenty-six percent (26%) of students indicated that they enrolled in a FLVS course to graduate on time, while sixteen percent (16%) needed it to raise a course grade or for grade forgiveness. Thirteen percent (13%) wanted to accelerate their graduation. Homeschool students, students who struggle with hectic schedules, students whose schools don't offer certain courses, and hospital homebound students are other examples of how FLVS caters to students with different needs.

Performance Data

2008 Advanced Placement

AP MEAN SCORING	National	State	FLVS 2008
Adv PI Art History	2.78	2.47	2.77
Adv PI Biology	2.67	2.08	2.17
Adv PI Calculus AB	3.01	2.79	3.48
Adv PI Computer Science A	2.87	2.38	4.20
Adv PI Eng. Lang. and Composition	2.82	2.63	2.75
Adv PI Eng. Lit. and Composition	2.84	2.61	2.92
Adv PI Macroeconomics	2.72	2.06	2.83
Adv PI Microeconomics	2.96	2.06	2.65
Adv PI United States Government and Politics	2.64	2.16	3.10
Adv PI United States History	2.57	2.17	2.23

"A student's score on an Advanced Placement (AP) exam is a strong, independent indicator for determining comparative effectiveness between instruction in virtual and traditional school environments." Florida TaxWatch Report, 2007

Performance Data -- Grades

TaxWatch Report 2007

Grade Earned in Subject	Traditional School (2005)	FLVS (2006)
A	39%	55%
B	28%	27%
C	17%	12%
D	8%	3%
F	8%	3%

Performance Data -- FCAT

2006 Performance on Math

	Grade 6	Grade 7	Grade 8	Grade 9	Grade 10
FLVS	70%	79%	87%	86%	82%
State	53%	55%	60%	59%	65%

2006 Performance on Reading

	Grade 6	Grade 7	Grade 8	Grade 9	Grade 10
FLVS	80%	83%	81%	74%	49%
State	64%	61%	46%	40%	32%

"FLVS students consistently perform at or above their counterparts on the FCAT and AP exams." Florida TaxWatch Report 2007

Performance Data -- FCAT

2005 Performance on Math

	Grade 6	Grade 7	Grade 8	Grade 9	Grade 10
FLVS	63%	73%	85%	83%	87%
State Avg	47%	53%	59%	59%	63%

2005 Performance on Reading

	Grade 6	Grade 7	Grade 8	Grade 9	Grade 10
FLVS	72%	75%	76%	63%	57%
State Avg	56%	53%	44%	36%	32%

Source: Florida TaxWatch Report, November 2007

Florida Virtual School 2007-2008 Funding Per FTE Comparison

2007-08 Average Funding Per FTE Statewide	\$7,144.73
2007-08 Average Capital Funding Per FTE Statewide	\$1,548.69
TOTAL DISTRICT WIDE AVERAGE FUNDING PER FTE	\$8,693.42
2007-08 FLVS Funding Per FTE	\$6,536.76
FLVS Capital Funding	\$0.00
TOTAL FLVS FUNDING	\$6,536.76
Savings per FTE	\$2,156.66

Efficiencies

- State Wide Efficiencies
 - Course Development
 - Reduces Duplication of Expenses
 - Standardizes Courses across the state
 - Assists in Student Mobility Transition
 - State-wide license for Learning Management System

“Florida Virtual School (FLVS), has a funding model that other SREB States should consider.” SREB Report ,November 2008

Efficiencies

- **District Efficiencies**

- Utilizing FLVS for Summer School
- Utilizing FLVS to meet class size requirements.
- Utilizing FLVS to save construction costs.
- Utilizing FLVS for courses with low student counts.
- Utilizing FLVS to serve students in courses with teacher shortages.

- **District Requests**

- More AP Courses
- More Electives
- Continue Summer School
- Continue Credit Recovery
- Start Reserving Seats for Districts
- Start Elementary Niche Courses

FLVS Awards & Accomplishments 2008

- **The Center for Digital Education** recognized **Florida** as being ranked **first in the nation** for its policies, programs and strategies implemented promote online learning.
- **Pioneer Institute's Better Government Award** – The top national award given by the Institute was presented to FLVS for their tireless work to create a student-centered learning environment. As a result, more students have access to an excellent education, regardless of where they live or their socio-economic standing.
- **Reaching At Promise Students Association (RAPSA)** will honor Marilyn Myers as Administrator of the Year at their February 22nd national conference as an administrator who leads, serves, and inspires for the benefit of students.

www.flvs.net

TaxWatch Report 2007

“FLVS gets solid student achievement results at a reduced cost to the State.” On average, FLVS saves Florida taxpayers an average of \$1,000 per student each year.

<http://www.floridataxwatch.org/resources/pdf/110507FinalReportFLVS.pdf>

Thank You

any time

any place

any path

any pace

Questions?

Florida's Next Generation PreK-20 Strategic Plan

Focus Area 5: Improve K-12 educational choice options. Improve educational options for K-12 parents and improve student performance.

5.1 Number and percentage of students (FTE) completing virtual education.

<u>07-08</u> <u>Baseline</u>	<u>FY09</u>	<u>FY10</u>	<u>FY 11</u>
.37%	.78%	.98%	1.18%
9,686.52 of 2,631,277.10 Total Public School FTE	20,667.95 of 2,649,736.77 Total Public School FTE	26,148.33 of 2,688,196.44 Total Public School FTE	31,702.54 of 2,668,196.44 Total Public School FTE

Florida Virtual School 2008-2009

Funding Per FTE District Comparison

Description	FTE	Adjusted	
		Total \$	Per FTE \$
Flagler County Public Schools	12,699.95	84,543,810	\$6,657.02
Citrus County Public Schools	15,750.83	105,768,840	\$6,715.13
Florida Virtual School	14,599.66	89,286,292	\$6,115.64
Total Public Schools	2,613,734.65	17,741,352,264	\$6,787.74

FLVS 6-12 Funding

- Base Student Allocation
- Weighted Add-On
 - First Included in FEFP Calculation in 2006-07
 - Adds 11.4% of the Unweighted FTE
 - Legislature recognized there was a need to reimburse for costs associated with students who do not complete for non-academic reasons.

FLVS 6-12 Funding

- **Weighted Add-On**
 - Generates about \$6.5 million in FY 09
 - Earmarked by FLVS Budget
 - **5% Expense Reimbursement to Districts**
 - Is an FLVS Commitment to Pay for Assistance
 - \$1.9 Million
 - **Course Additions and Improvements**
 - Increase the Number of Courses
 - Refresh/Redevelopment of Current Courses
 - **Facility Rental for Virtual Learning Support Center**
 - FLVS receives no Capital Funding as do other school districts
 - \$1.25 Million