



Joint Meeting

PreK-12 Appropriations Committee and State Universities & Private Colleges Appropriations Committee


**Thursday, March 5, 2009
1:00 p.m. – 3:00 p.m.
404 House Office Building**

Meeting Packet

Larry Cretul
Speaker

Anitere Flores
Chair

William Proctor
Chair



The Florida House of Representatives

PreK-12 Appropriations Committee

and

State Universities & Private Colleges Appropriations Committee

Larry Cretul
Speaker

Anitere Flores
Chair

William Proctor
Chair

Meeting Agenda

Thursday, March 5, 2009
404 House Office Building
1:00 p.m. to 3:00 p.m.

- I. Call to Order**
- II. Roll Call**
- III. Presentation of the Governor's Recommended Budget for FY 2009-2010**
- IV. Adjournment**

Governor Charlie Crist

Lt. Governor Jeff Kottkamp

The People's Governor

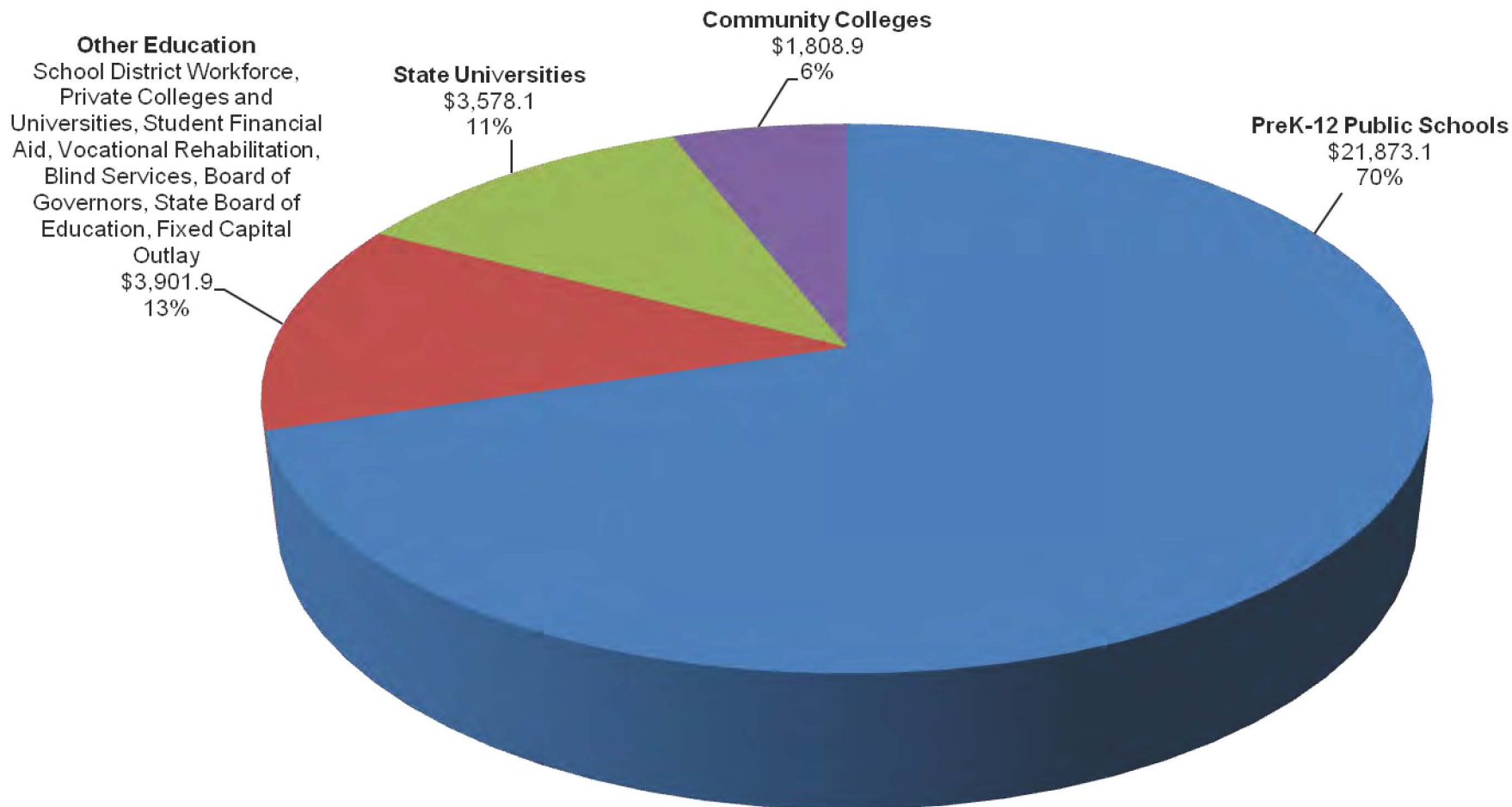


The People's Budget

Policy and Budget Recommendations

Fiscal Year 2009-10

Governor's Recommended Budget -- FY 2009-10 Education Policy Area -- Total Budget \$31.2 Billion*



*(Includes State, Local, Federal Funds, plus Tuition and Fees)

Education – Summary

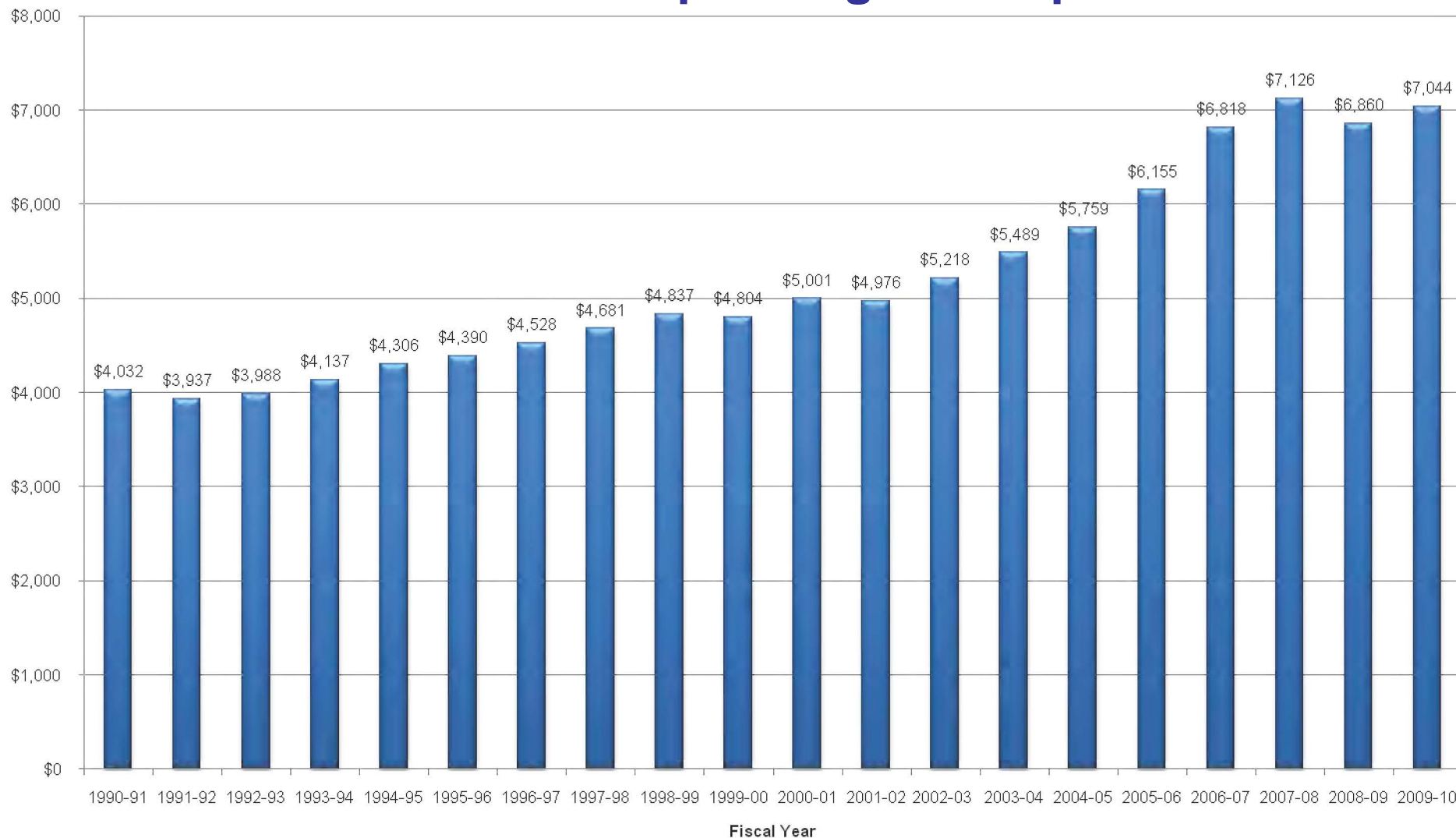
- **\$2.2 billion (7.5%) Increase Over Base Budget of \$29 billion (All Fund Sources)**
 - **Public Schools**
 - \$18.3 billion – Total FEFP
 - \$397.3 million (2.22%) Increase, Based on Third Calculation
 - **Community Colleges**
 - \$1.8 billion – Total Community College Budget
 - \$146.8 million (8.8%) Increase Over Recurring Base Budget
 - **State Universities**
 - \$3.6 billion – Total State University Budget
 - \$191.2 million (5.6%) Increase Over Recurring Base Budget
 - University Differential Tuition
- 5% Base Tuition Increase

PreK-12 Public Schools

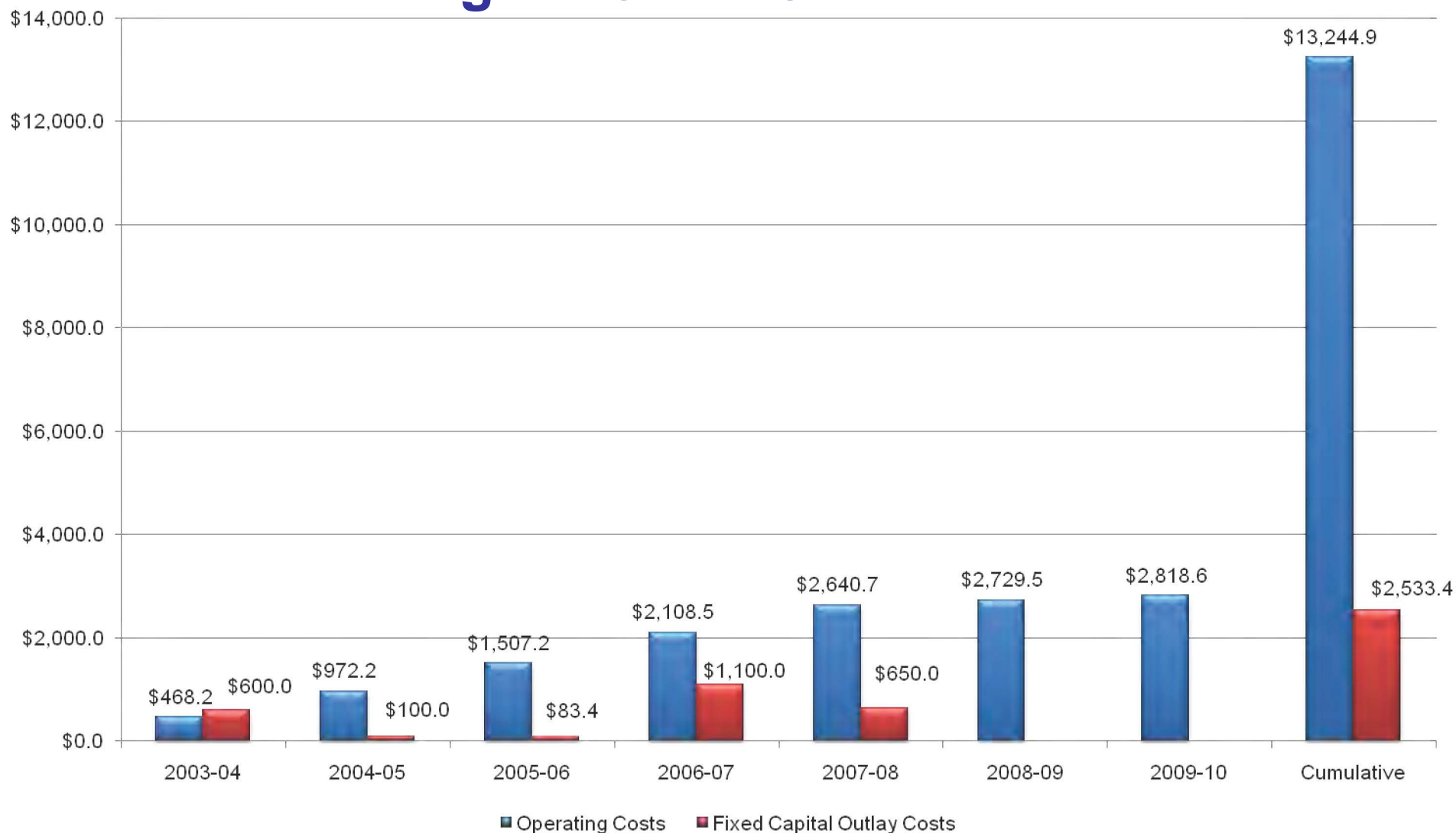
Almost \$22 billion for Florida PreK-12 Education

- Includes:
- \$369 million for Voluntary Prekindergarten
 - \$2,575 Per Student for the School Year and \$2,190 Per Student for the Summer, Level Funded
 - \$18.3 billion for Public Schools
 - \$7,044 Per Student (\$183 or 2.67% increase)
 - Includes \$2.8 billion for Class Size Compliance (\$89 mil or 3.27% increase)
 - Includes \$880.6 million from the American Recovery and Reinvestment Act of 2009
 - \$61.7 million for Excellent Teaching Program
 - \$673.6 million from the American Recovery Reinvestment Act of 2009 for Title I and Special Education

K-21 Public Schools Operating Funds per Student



Funding for Class Size Reduction



Workforce Education

\$564 Million

- **\$564 million** - Workforce Education:
 - \$398.1 million – Operating Funds
 - \$23.5 million – Federal Stimulus Funds to Workforce Education Programs
 - \$118.7 million – Adult Basic Education & Vocational Funds
 - Level Funded
 - \$36.4 million – Estimated Tuition Revenue
 - \$1.5 million – 5% Tuition Increase
 - \$6.6 million – Ready to Work Initiative (training for industry certification)
 - Level Funded
 - \$4.3 million – Workforce Education Performance Incentives
 - Did Not Restore \$1.4 million in Nonrecurring Funds

Community Colleges

\$1.8 Billion

- **\$1.8 billion** – Community Colleges:
 - \$1.1 billion – Operating Funds
 - \$70.8 million – Federal Stimulus Funds to Community Colleges
 - \$9.3 million – Baccalaureate Degrees
 - Level Funded
 - \$691.1 million – Estimated Tuition Revenue
 - \$76 million - 5% Tuition Increase
 - \$589,845 – Commission on Community Services (Volunteer Florida)
 - Level Funded
 - \$324,668 – Distance Learning
 - Level Funded

State University System

\$3.6 Billion

- **\$3.6 billion** – State University System:
 - \$ 2.1 billion – Operating Funds
 - \$130.8 million – Federal Stimulus funds to Universities, Medical Schools, IFAS
 - \$1.1 billion – Estimated Tuition Revenue
 - \$21.4 million – 5% Base Tuition Increase for In-State Undergraduate Students
 - \$42.8 million – Differential Tuition Fee at all Universities
 - \$31.5 million - Schools Already Authorized to Charge Fee
 - \$11.3 million - Anticipated for Remaining Institutions
 - \$11 million – Moffitt Cancer Center, Level Funded
 - \$1.2 million – Institute for Human & Machine Cognition, Level Funded
 - \$129.3 million – Institute of Food and Agricultural Science (IFAS), Level Funded
 - \$18.9 million – Student Financial Aid (Need-Based), Level Funded

Student Financial Aid

- **\$480.8 million** – Bright Futures*
 - \$58.0 million Increase for an Estimated 178,172 Students
 - \$375 Annual Amount for College Related Expenses for Eligible Students

- **\$127.6 million** – Florida Student Assistance Grant (FSAG)
 - \$3.8 Million Nonrecurring Funding Restored, Level Funded
 - Maximum Award \$1,916 for an Estimated 135,971 Students

- **\$8.0 million** – First Generation in College Matching Grant Program (FGIC)
 - Community Colleges - \$2 million, Level Funded
 - State Universities - \$6.0 million, Level Funded

- **\$92.5 million** - Florida Resident Access Grant (FRAG)*
 - Maximum Award \$2,783 for an Estimated 33,252 Students, Level Funded

- **\$4.1 million** - Access to Better Learning and Education (ABLE)*
 - Maximum Award \$1,017 for an Estimated 3,983 Students, Level Funded

* Must Complete and Submit the Free Application for Federal Student Aid

