



Agriculture & Natural Resources Appropriations Subcommittee

November 3, 2015
9:00 – 11:00 AM
Reed Hall

Meeting Packet



The Florida House of Representatives

Appropriations Committee

Agriculture & Natural Resources Appropriations Subcommittee

Steve Crisafulli
Speaker

Ben Albritton
Chair

November 3, 2015

AGENDA

9:00 AM – 11:00 AM

12 HOB

I. Call to Order/Roll Call

II. Update on Everglades Restoration

Department of Environmental Protection

Drew Bartlett, Deputy Secretary of Ecosystem Restoration

III. Update on Deepwater Horizon Oil Spill

Department of Environmental Protection

Drew Bartlett, Deputy Secretary of Ecosystem Restoration

IV. Closing/Adjourn



Florida Department of Environmental Protection

Everglades Restoration

**House Agriculture & Natural Resources
Appropriations Subcommittee**

**Drew Bartlett
Deputy Secretary of Ecosystem Restoration**

November 3, 2015





Central and Southern Florida Project (C&SF)


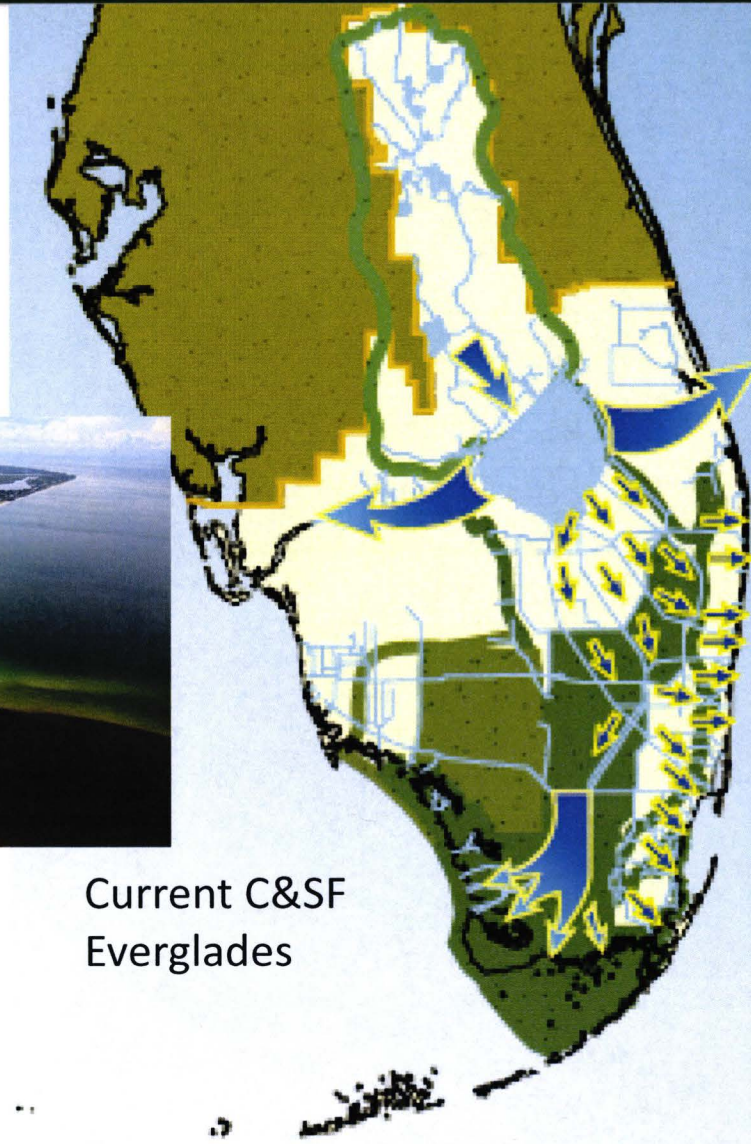


Photo courtesy of Eric Milbrandt, (SCCA)



Current C&SF Everglades

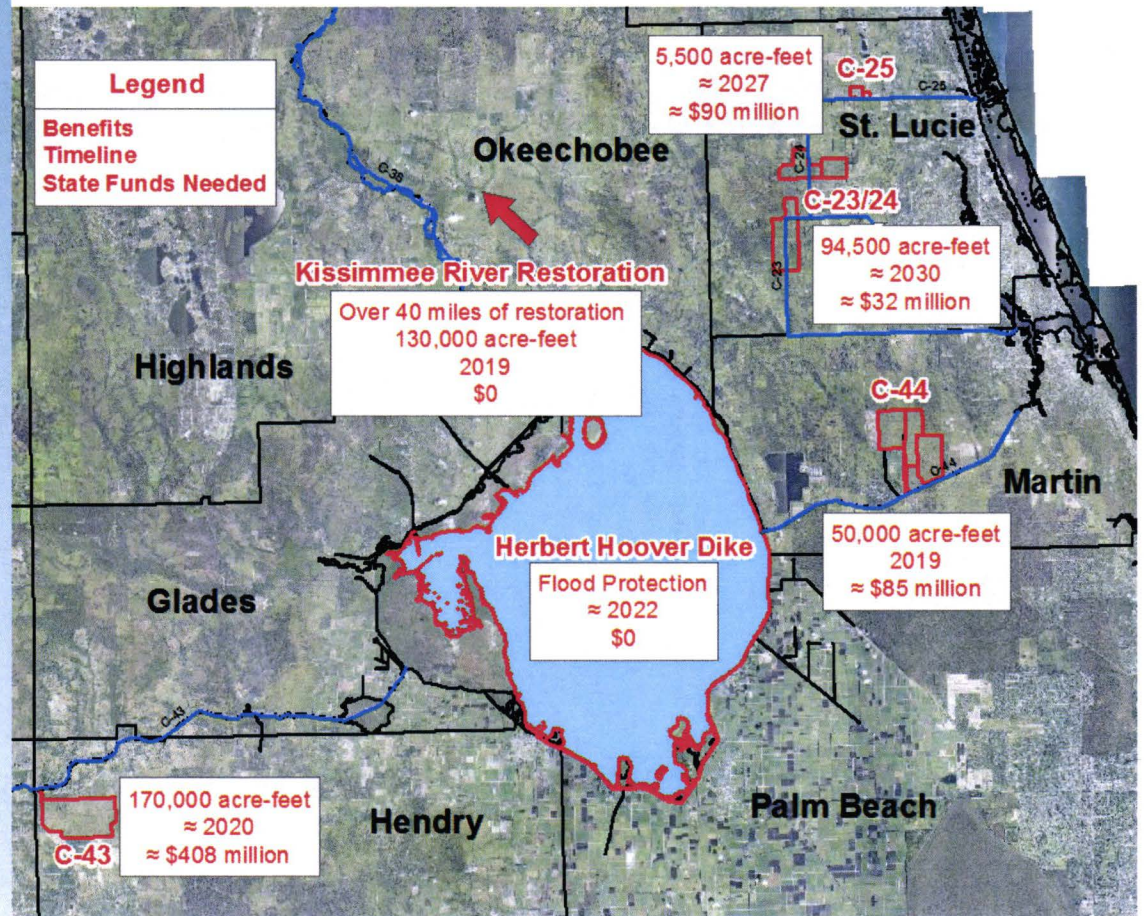
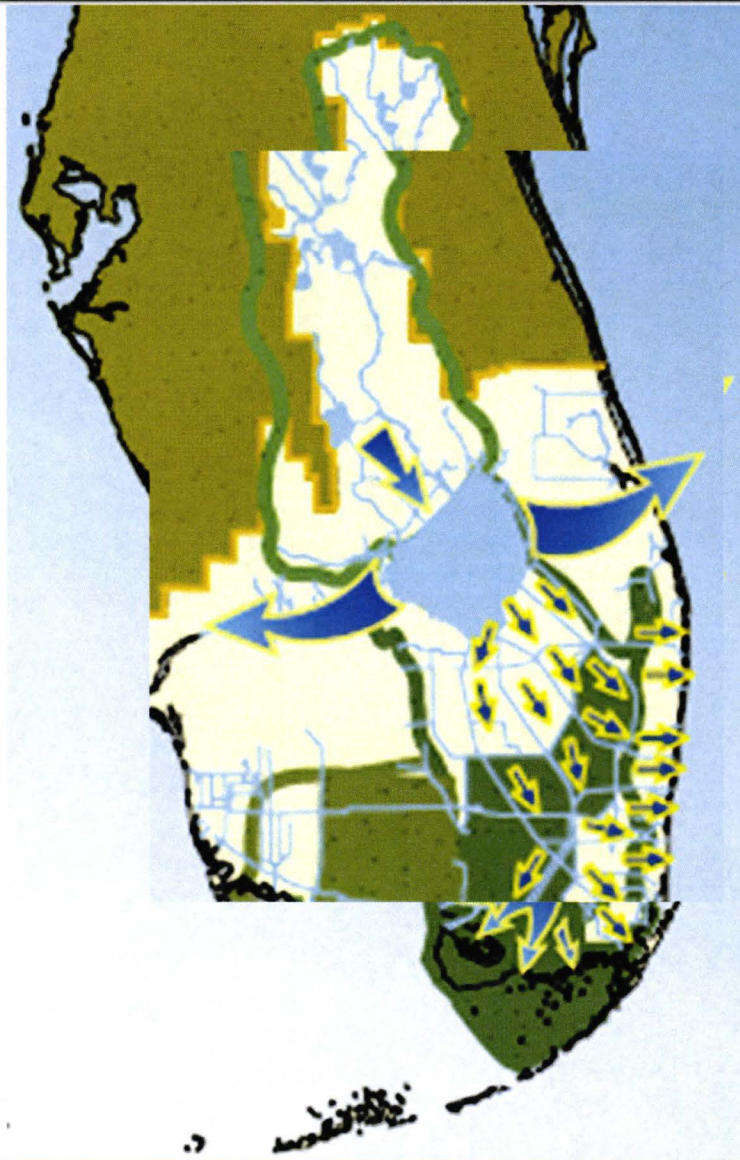


Photo courtesy of Phil Owen, Martin Co.



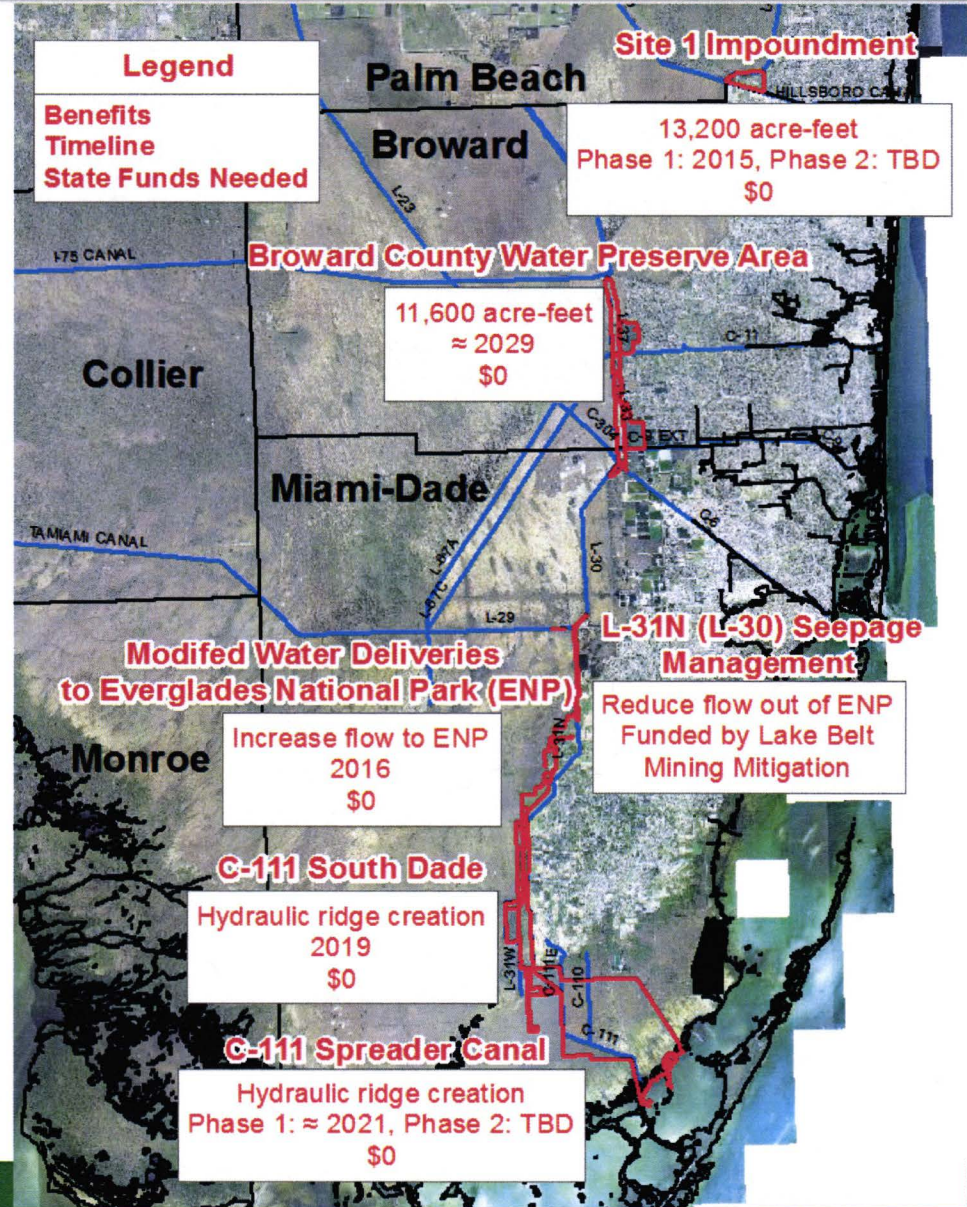
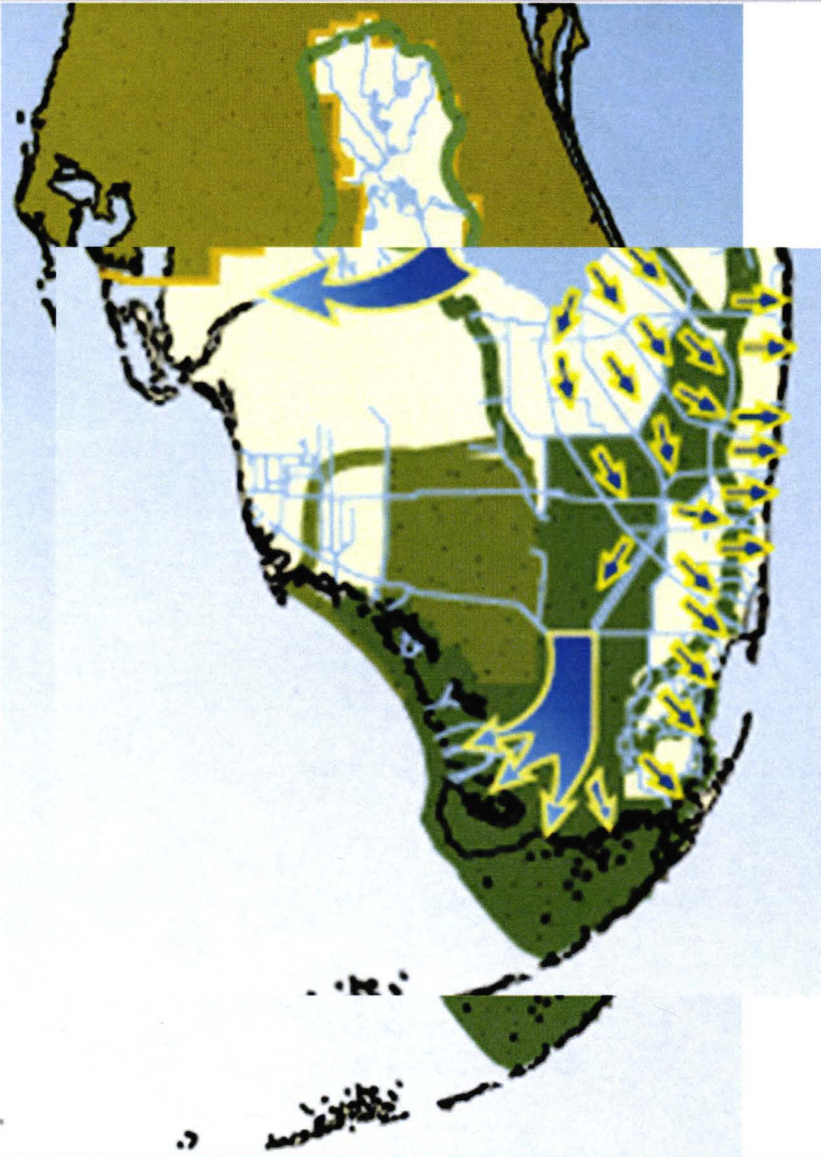


CERP North



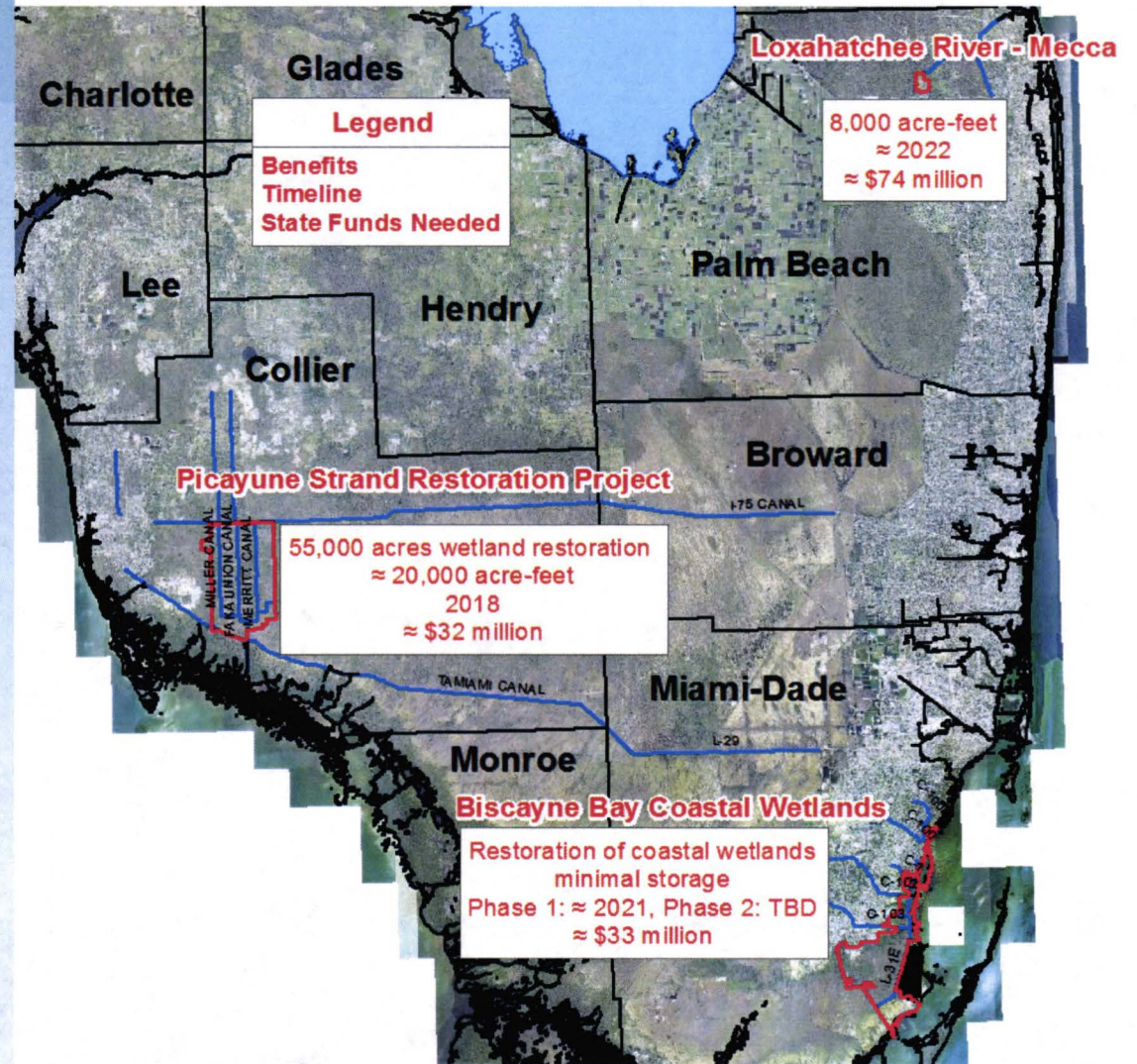
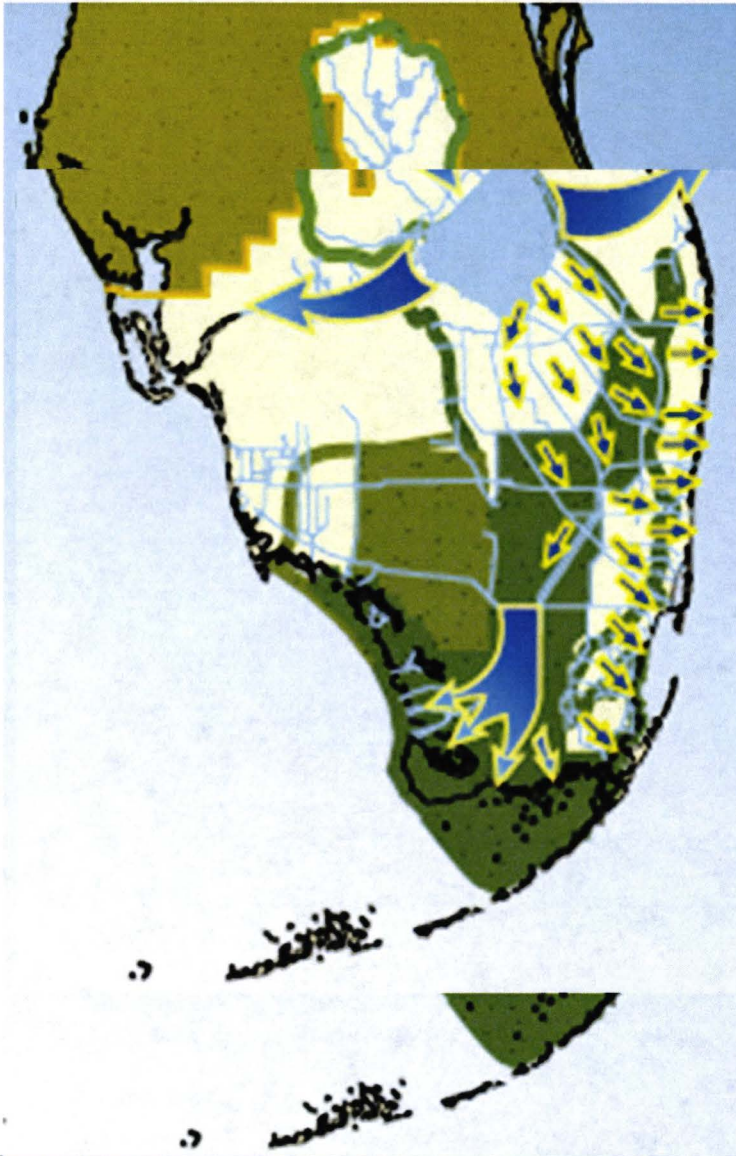


CERP South





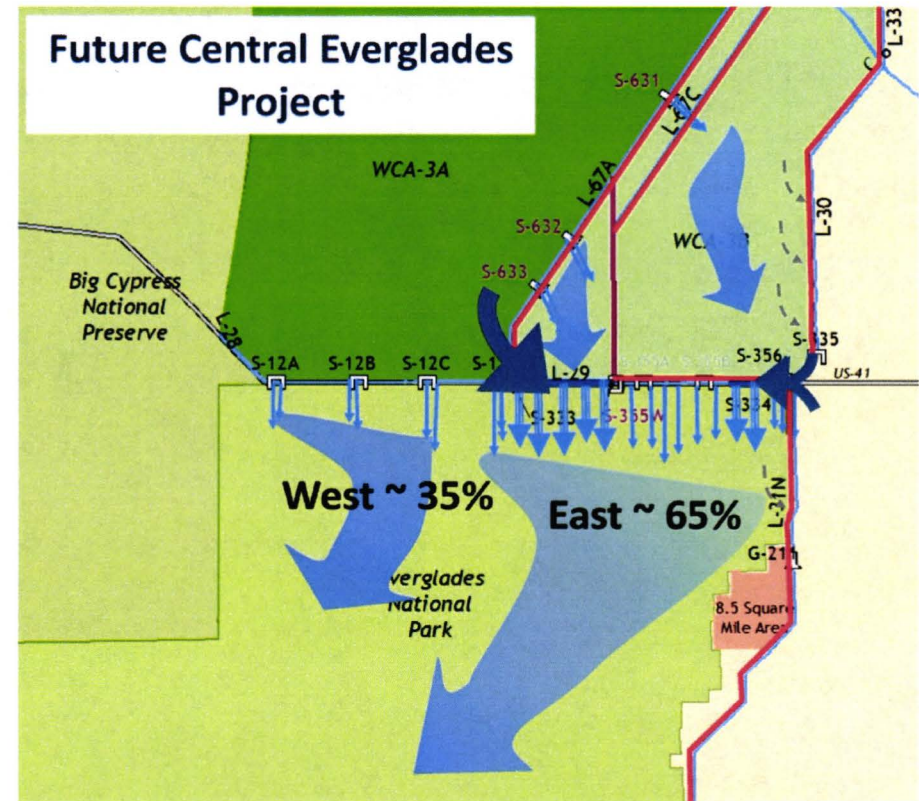
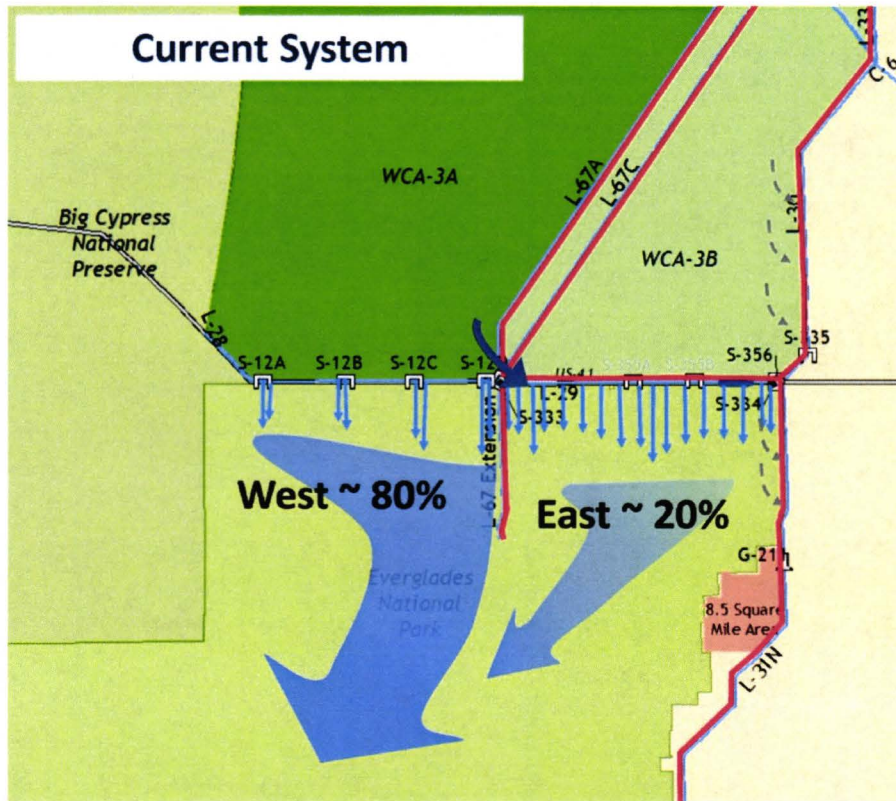
Other CERP





Central Everglades Planning Project

- Focus on restoring more natural water flow.
- Increased storage, treatment and conveyance.
- Contains six-Comprehensive Everglades Restoration Plan components.
- Scheduled construction completion date: 2030.





Restoration Strategies

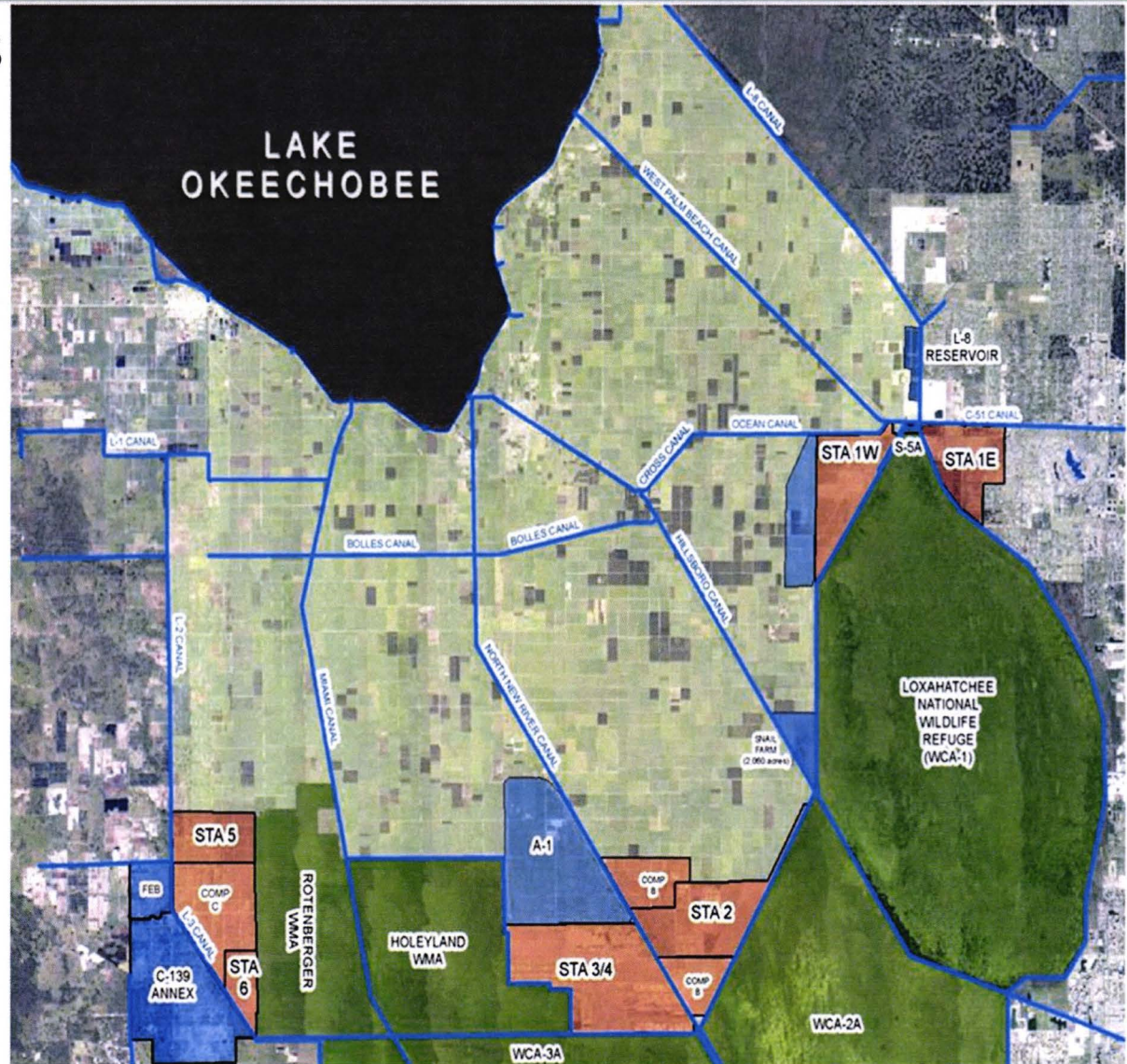
- Restoration Strategies

- 6,500 acres of new stormwater treatment.
- 116,000 acre-feet of additional storage.

- EFA – 373.4592 F.S.

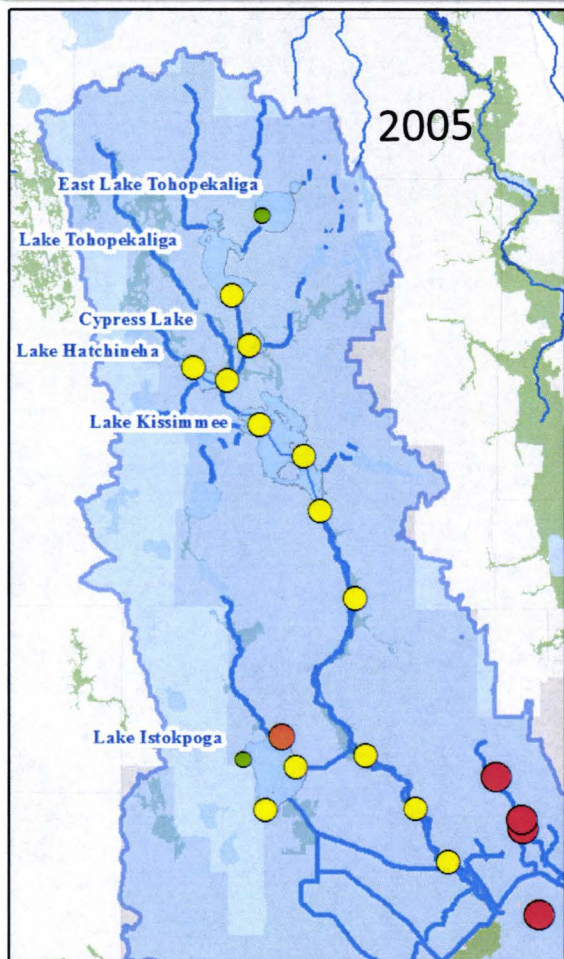
- Projects status:

- L-8 – Complete 2016
- A-1 – Complete 2016
- STA-1W – Construction 2015

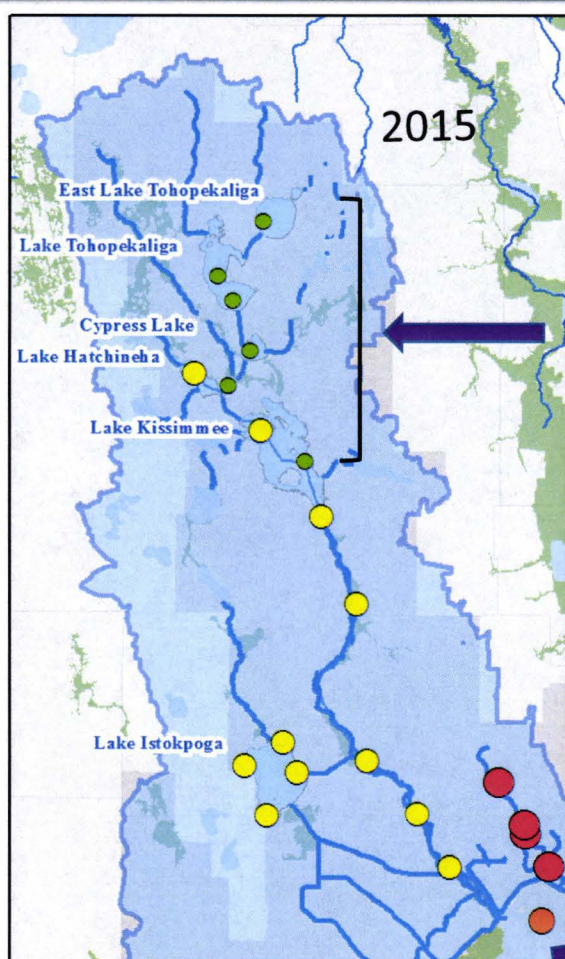
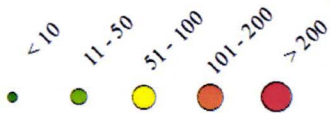




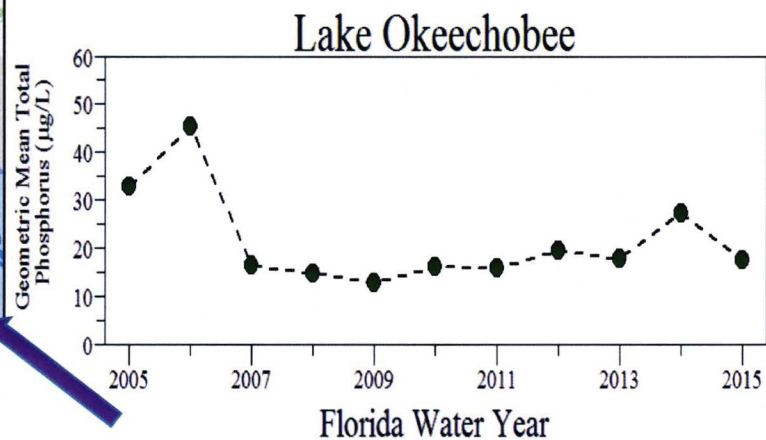
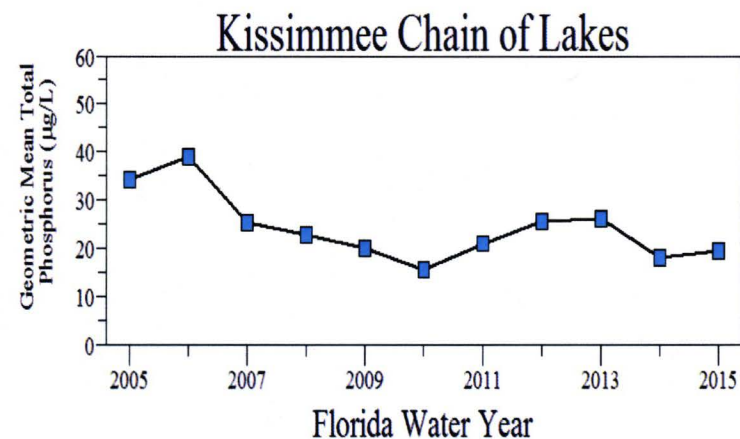
Northern Everglades Water Quality Trends



2005 TP Annual Geometric Mean ($\mu\text{g/L}$)

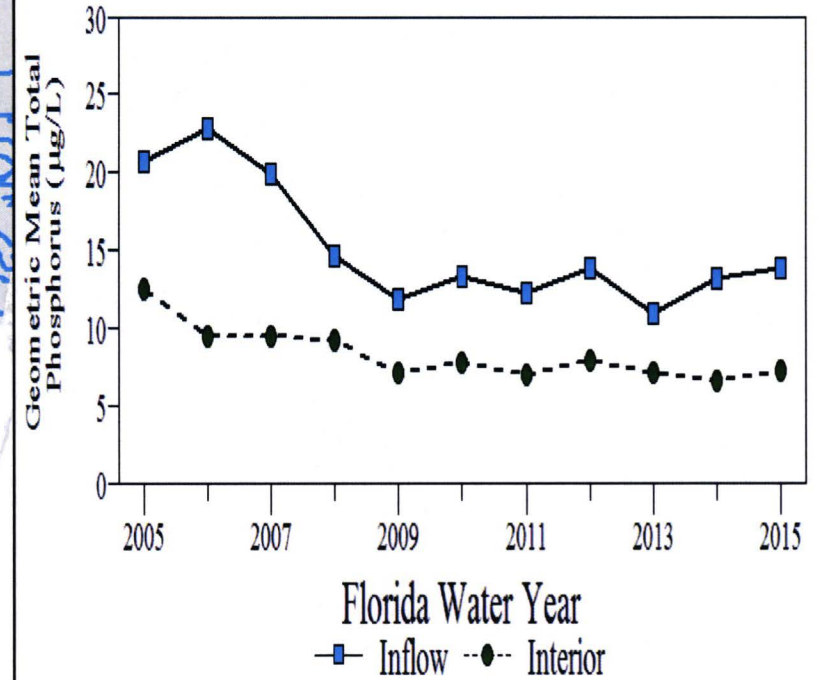
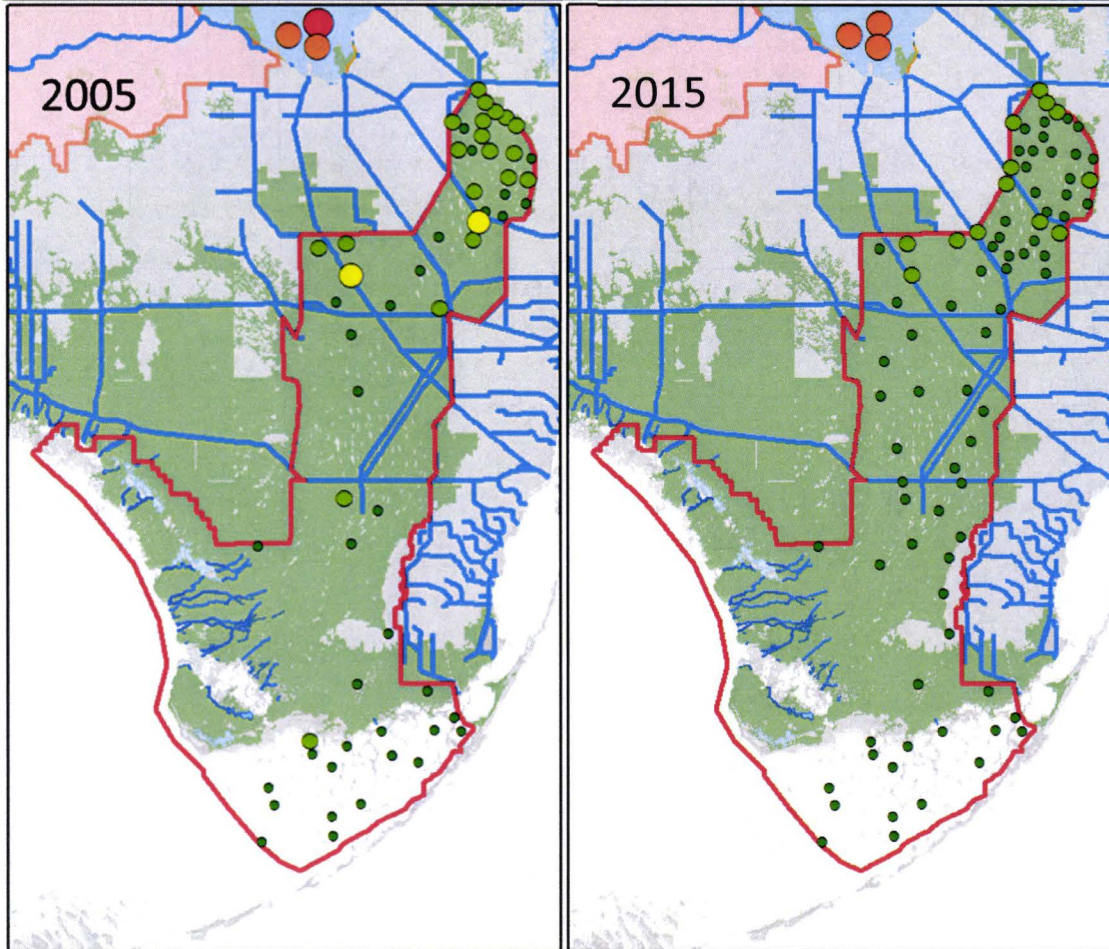


2015 TP Annual Geometric Mean ($\mu\text{g/L}$)



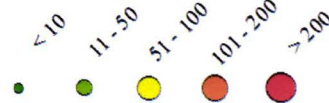
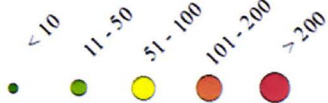


Southern Everglades Water Quality Trends



2005 TP Annual Geometric Mean (µg/L)

2015 TP Annual Geometric Mean (µg/L)





Contact

Drew Bartlett, Deputy Secretary
Ecosystem Restoration

Drew.Bartlett@dep.state.fl.us

850.245.2030






Florida Department of Environmental Protection

Deepwater Horizon Oil Spill

**House Agriculture & Natural Resources
Appropriations Subcommittee**



Drew Bartlett

Deputy Secretary for Ecosystem
Restoration

November 3, 2015





Deepwater Horizon Oil Spill

April 20, 2010 - Explosion and oil spill

July 15, 2010 - Well capped

April 20, 2011 - BP agrees to \$1 billion in NRDA early restoration

July 6, 2012 - RESTORE Act signed into law

Early 2013 - Transocean civil settlement and criminal plea agreements with BP and Transocean. NFWF Gulf Environmental Benefit Fund established

July 2, 2015 - BP Agreement in Principle – \$18.7 billion

October 5, 2015 - NRDA Trustees propose comprehensive Gulf Restoration Plan and Consent Decree



43,300-square-mile cumulative area of detectable oil slick during the *Deepwater Horizon* spill, based on satellite images.

Resolution of Environmental Claims¹

Natural Resource Damage Assessment⁵

\$8.1B BP
(Including \$1B in Early Restoration)

Florida

\$680M
(Includes Early Restoration)

Early restoration projects were vetted by FDEP, FWC, & the Governor's office prior to submitting to the NRDA Trustees & BP for funding consideration

Final Restoration Projects will be vetted by FDEP, FWC, & the Governor's office & Federal NRDA Trustees before funding selected projects

RESTORE ACT³

80% of Clean Water Act Civil & Administrative Penalties

\$4.4B plus interest BP
\$800M plus interest Transocean
\$5.2B Total

1

Treasury Administered

Direct Component
35%
\$1.82B Total

20% of total to Florida

\$308M BP
\$56M Transocean
\$364M Total

Counties develop Multiyear Implementation Plans to submit to Treasury for review & approval

2

Gulf Coast Ecosystem Restoration Council Administered

Comprehensive Plan Component
30%
\$1.58B Total

No Specific Allocation⁴

Projects are vetted by FDEP & FWC prior to the Governor submitting to the Council for funding consideration

3

Gulf Coast Ecosystem Restoration Council Administered

Spill Impact Component
30%
\$1.58B Total

Florida

\$242.4M BP
\$44.1M Transocean
\$286.5M Total

Gulf Consortium develops State Expenditure Plan to submit to Governor's office for review, who will then submit to RESTORE Council for approval

4

NOAA Administered

NOAA RESTORE ACT Science Program
2.5%
\$130M Total

NOAA conducts solicitations for research proposals which it will score & review for requirement compliance & completeness for funding eligibility

5

Treasury Administered

Centers of Excellence
2.5%
\$130M Total

Florida Administered by FI Institute of Oceanography (FIO)

\$22M BP
\$4M Transocean
\$26M Total

FIO will issue Request for Proposals which it will evaluate for funding eligibility

National Fish & Wildlife Foundation²

Criminal Penalties
(BP & Transocean)

\$2.544B

Florida

\$356M

Projects are vetted by FWC, FDEP, & the Governor's office prior to submitting to NFWF for funding consideration

Non-Disproportionately Affected Counties ⁶ 25% \$77M BP \$14M Transocean \$91M Total		Disproportionately Affected Counties ⁶ 75% \$231M BP \$42M Transocean \$273M Total			
5.2%	Charlotte	\$4,732,000	15.1%	Bay	\$41,226,967
4.7%	Citrus	\$4,277,000	25.3%	Escambia	\$69,163,895
7.0%	Collier	\$6,370,000	8.4%	Franklin	\$23,044,629
3.5%	Dixie	\$3,185,000	6.7%	Gulf	\$18,408,942
5.0%	Hernando	\$4,550,000	15.2%	Okaloosa	\$41,568,227
13.3%	Hillsborough	\$12,103,000	10.5%	Santa Rosa	\$28,657,670
3.8%	Jefferson	\$3,458,000	4.9%	Wakulla	\$13,494,795
8.8%	Lee	\$8,008,000	13.7%	Walton	\$37,434,883
3.9%	Levy	\$3,549,000			
6.8%	Manatee	\$6,188,000			
8.3%	Monroe	\$7,553,000			
7.1%	Pasco	\$6,461,000			
11.0%	Pinellas	\$10,010,000			
7.2%	Sarasota	\$6,552,000			
4.4%	Taylor	\$4,004,000			


Natural Resource Damage Assessment ⁵

\$8.1B BP
(Including \$1B in Early
Restoration)

Florida
\$680M
(Includes Early Restoration)

Early restoration projects were vetted by
FDEP, FWC, & the Governor's office
prior to submitting to the NRDA Trustees
& BP for funding consideration

Final Restoration Projects will be vetted
by FDEP, FWC, & the Governor's office
& Federal NRDA Trustees before
funding selected projects



Phase I –
**2 projects totaling \$5.7
million**



Phase II –
**2 projects totaling \$6.3
million**



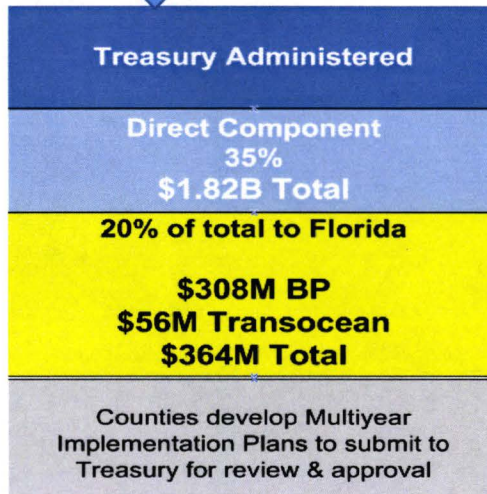
Phase III and IV –
**31 projects totaling >\$88
million**

RESTORE ACT

80% of Clean Water Act and Administrative Penalties

\$5.2 billion total:

\$4.4 billion plus interest BP; \$800 million plus interest Transocean



Non-Disproportionately Affected Counties⁶
25%
\$77M BP
\$14M Transocean
\$91M Total

5.2%	Charlotte	\$4,732,000
4.7%	Citrus	\$4,277,000
7.0%	Collier	\$6,370,000
3.5%	Dixie	\$3,185,000
5.0%	Hernando	\$4,550,000
13.3%	Hillsborough	\$12,103,000
3.8%	Jefferson	\$3,458,000
8.8%	Lee	\$8,008,000
3.9%	Levy	\$3,549,000
6.8%	Manatee	\$6,188,000
8.3%	Monroe	\$7,553,000
7.1%	Pasco	\$6,461,000
11.0%	Pinellas	\$10,010,000
7.2%	Sarasota	\$6,552,000
4.4%	Taylor	\$4,004,000

Disproportionately Affected Counties⁶
75%
\$231M BP
\$42M Transocean
\$273M Total

15.1%	Bay	\$41,226,967
25.3%	Escambia	\$69,163,895
8.4%	Franklin	\$23,044,629
6.7%	Gulf	\$18,408,942
15.2%	Okaloosa	\$41,568,227
10.5%	Santa Rosa	\$28,657,670
4.9%	Wakulla	\$13,494,795
13.7%	Walton	\$37,434,883

RESTORE ACT

80% of Clean Water Act and Administrative Penalties

\$5.2 billion total:

\$4.4 billion plus interest BP; \$800 million plus interest Transocean

2

**Gulf Coast Ecosystem
Restoration Council
Administered**

Comprehensive Plan Component
30%

\$1.56B Total

No Specific Allocation⁴

Projects are vetted by FDEP &
FWC prior to the Governor
submitting to the Council for
funding consideration



**7 Florida Sponsored
Projects –
\$18.5 million**



**4 Federal Agency
Projects –
\$12.1 million**



**8 Gulfwide Projects
with Florida benefits –
\$7.4 million**

RESTORE ACT

80% of Clean Water Act and Administrative Penalties

\$5.2 billion total:

\$4.4 billion plus interest BP; \$800 million plus interest Transocean



**Gulf Coast Ecosystem
Restoration Council
Administered**

**Spill Impact Component
30%
\$1.56B Total**

Florida

**\$242.4M BP
\$44.1M Transocean
\$286.5M Total**

Gulf Consortium
develops State Expenditure Plan
to submit to Governor's office for
review, who will then submit to
RESTORE Council for approval

RESTORE ACT

80% of Clean Water Act and Administrative Penalties

\$5.2 billion total:

\$4.4 billion plus interest BP; \$800 million plus interest Transocean



NOAA Administered

NOAA RESTORE ACT
Science Program

2.5%

\$130M Total

NOAA conducts solicitations for research proposals which it will score & review for requirement compliance & completeness for funding eligibility

RESTORE ACT

80% of Clean Water Act and Administrative Penalties

\$5.2 billion total:

\$4.4 billion plus interest BP; \$800 million plus interest Transocean



Treasury Administered

Centers of Excellence
2.5%

\$130M Total

Florida
Administered by
FI Institute of Oceanography
(FIO)

\$22M BP
\$4M Transocean
\$26M Total

FIO will issue Request for
Proposals which it will evaluate for
funding eligibility



**2013 Funding Cycle –
6 projects totaling
\$15.1 million**



**2014 Funding Cycle –
9 projects totaling
\$34.3 million**



**2015 Funding Cycle -
developing a
restoration strategy
and key projects**

**National Fish &
Wildlife Foundation²**

Criminal Penalties
(BP & Transocean)

\$2.544B

Florida

\$356M

Projects are vetted by FWC, FDEP,
& the Governor's office prior to
submitting to NFWF for funding
consideration



Projects Authorized in Florida

- Total Deepwater Horizon projects “authorized” to date (MOEX, NFWF, NRDA Phases 1- 4)
 - > 70 projects
 - > \$170 million
- Restore Council Draft Funded Priorities List
 - Expected to become final in December 2015
 - \$38 million in projects that benefit Florida

For more information: www.dep.state.fl.us/deepwaterhorizon



Contact Information

Drew Bartlett

Deputy Secretary for Ecosystem Restoration

Department of Environmental Protection

(850) 245-2030

Drew.Bartlett@dep.state.fl.us



