



Insurance & Banking Subcommittee

**Thursday, October 12, 2017
8:00 a.m.
Sumner Hall (404 HOB)**

Action Packet

COMMITTEE MEETING REPORT
Insurance & Banking Subcommittee

10/12/2017 8:00AM

Location: Sumner Hall (404 HOB)

Summary: No Bills Considered

Committee meeting was reported out: Thursday, October 12, 2017 9:54AM

COMMITTEE MEETING REPORT
Insurance & Banking Subcommittee
10/12/2017 8:00AM

Location: Sumner Hall (404 HOB)

Attendance:

	<i>Present</i>	<i>Absent</i>	<i>Excused</i>
Daniel Burgess, Jr. (Chair)	X		
Ben Albritton			X
Halsey Beshears	X		
Charles Clemons, Sr.	X		
Bobby DuBose	X		
Michael Grant	X		
Blaise Ingoglia			X
Kionne McGhee	X		
George Moraitis, Jr.	X		
Barrington Russell	X		
David Santiago	X		
Sean Shaw	X		
Richard Stark	X		
Cyndi Stevenson	X		
Charlie Stone	X		
Totals:	13	0	2

Committee meeting was reported out: Thursday, October 12, 2017 9:54AM

COMMITTEE MEETING REPORT
Insurance & Banking Subcommittee

10/12/2017 8:00AM

Location: Sumner Hall (404 HOB)

Presentation/Workshop/Other Business Appearances:

Altmaier, David (Lobbyist) (At Request Of Chair) - Information Only
Office of Insurance Regulation
200 E Gaines St
Tallahassee FL 32399
Phone: (850) 413-5310

Ashburn, Christine (Lobbyist) (At Request Of Chair) - Information Only
Citizens Property Insurance Corporation
2312 Killearn Center Blvd Bldg A
Tallahassee FL 32309
Phone: (850) 513-3746

Bert, Anne (Lobbyist) (At Request Of Chair) - Information Only
State Board of Administration
1801 Hermitage Blvd Suite 100
Tallahassee FL 32308-7743
Phone: (850) 413-1342

Boyd, Elizabeth (Lobbyist) (At Request Of Chair) - Information Only
Department of Financial Services
200 E Gaines St
Tallahassee FL 32399-6502
Phone: (850) 413-2829

Committee meeting was reported out: Thursday, October 12, 2017 9:54AM



HOUSE OF REPRESENTATIVES COMMITTEE ATTENDANCE ROLL CALL

The Committee on Insurance & Banking Subcommittee

met at 8:00 AM o'clock on Thurs., Oct 12/17 with the following attendance:

<u>Member</u>	<u>Present</u>	<u>Absent*</u>	<u>Excused</u>
Chair Burgess	✓		
Vice Chair Santiago	✓		
Ranking Member Stark	✓		
Rep. Albritton			✓
Rep. Beshears	✓		
Rep. Clemons	✓		
Rep. DuBose	✓		
Rep. Grant	✓		
Rep. Ingoglia			✓
Rep. McGhee	✓		
Rep. Moraitis	✓		
Rep. Russell	✓		
Rep. Shaw	✓		
Rep. Stevenson	✓		
Rep. Stone	✓		
	13		2

*A member must be excused by Chair or Speaker. A member answering roll call is presumed "present" thereafter



57948336



COMMITTEE/SUBCOMMITTEE APPEARANCE RECORD

Please fill out the entire form and submit two copies to the committee/subcommittee administrative assistant at the meeting.

<input type="checkbox"/> Bill <input type="checkbox"/> Amendment Bill Number: N/A PCB/PCS/Amendment #: N/A
--

Name: **Bert, Anne**

Representing: **State Board of Administration**

Title:

Address: **1801 Hermitage Blvd, Suite 100**

City: **Tallahassee** State/Zip: **FL 32308-7743**

Phone Number: **(850) 413-1342** Meeting Date: **Oct 12 2017 8:00AM**

Committee/Subcommittee: **Insurance & Banking Subcommittee**

Presentation/Workshop Topic: **N/A**

- Registered Lobbyist
- State Employee
- I Wish To Speak
- Appearing in response to subpoena
- Appearing in response to an inquiry for information made by member, committee or staff
- Appearing at the written request of the chair
- Judge or elected officer appearing in official capacity
- Lobbyist Appearance Form Submitted

<u>Bill</u>
N/A
<u>Amendment</u>
N/A



08893779



COMMITTEE/SUBCOMMITTEE APPEARANCE RECORD

Please fill out the entire form and submit two copies to the committee/subcommittee administrative assistant at the meeting.

<input type="checkbox"/> Bill <input type="checkbox"/> Amendment Bill Number: N/A PCB/PCS/Amendment #: N/A
--

Name: **Boyd, Elizabeth**

Representing: **Department of Financial Services**

Title:

Address: **200 E Gaines St, 200 E Gaines St**

City: **Tallahassee**

State/Zip:

FL 32399-6502

Phone Number: **(850) 413-2829**

Meeting Date:

Oct 12 2017 8:00AM

Committee/Subcommittee: **Insurance & Banking Subcommittee**

Presentation/Workshop Topic: **DFS Hurricane Irma Response**

- Registered Lobbyist
- State Employee
- I Wish To Speak
- Appearing in response to subpoena
- Appearing in response to an inquiry for information made by member, committee or staff
- Appearing at the written request of the chair
- Judge or elected officer appearing in official capacity
- Lobbyist Appearance Form Submitted

<u>Bill</u>
N/A
<u>Amendment</u>
N/A



COMMITTEE/SUBCOMMITTEE APPEARANCE RECORD

Please fill out the entire form and submit both copies to the Committee Administrative Assistant at the meeting.

Bill Amendment
Bill/PCS/PCB Number:
Amendment Number:

Name: Christine Ashburn

Representing: Citizens Property Insurance

Title: VP Communications, Legislative, & External Affairs

Address:

City: Tallahassee State/Zip: FL

Phone Number: 513.3757 Meeting Date: 10/12/17

Committee/Subcommittee: Insurance + Banking

Presentation/Workshop Topic: Hurricane Irma Response

Registered Lobbyist: YES [checked] NO

State Employee: YES NO [checked]

- I wish to speak
[checked] Appearing in response to an inquiry for information made by member, committee, or staff
Appearing in response to subpoena
Appearing at the written request of the chair
Judge or elected officer appearing in official capacity
Lobbyist Appearance form submitted online

(If you are testifying on an amendment, please also indicate your position as a proponent or opponent on the bill as a whole.)

Bill: Proponent Opponent Info only

Amendment: Proponent Opponent Info only



COMMITTEE/SUBCOMMITTEE APPEARANCE RECORD

Please fill out the entire form and submit both copies to the Committee Administrative Assistant at the meeting.

Bill Amendment
Bill/PCS/PCB Number:
Amendment Number:

Name: David Altmaier
Representing: Office of Insurance Regulation
Title: Commissioner
Address: 200 E. Gaines St.
City: Tallahassee State/Zip: 32399
Phone Number: Meeting Date: 10/12/17
Committee/Subcommittee: Insurance Banking
Presentation/Workshop Topic: Hurricane Irma

Registered Lobbyist: YES [X] NO []
State Employee: YES [X] NO []

- I wish to speak
Appearing in response to an inquiry for information made by member, committee, or staff
Appearing in response to subpoena
[X] Appearing at the written request of the chair
Judge or elected officer appearing in official capacity
Lobbyist Appearance form submitted online

(If you are testifying on an amendment, please also indicate your position as a proponent or opponent on the bill as a whole.)

Bill: Proponent [] Opponent [] Info only []
Amendment: Proponent [] Opponent [] Info only []

Kaiser, Debbi

From: Luczynski, Ned
Sent: Thursday, October 12, 2017 7:31 AM
To: Raschid, Omar; Takacs, Jeff; Chappell, Alexa
Cc: Kaiser, Debbi; Hamon, Kurt
Subject: FW: Request for Excused Absence

FYI – Rep. Ingoglia requested to be excused from today’s IBS meeting.

Ned Luczynski

Deputy Staff Director, Commerce Committee
Policy Chief, Insurance & Banking Subcommittee
303 House Office Building
402 South Monroe Street
Tallahassee, FL 32399-1300
850.717.5674

From: Hofecker, Ashley
Sent: Thursday, October 12, 2017 7:19 AM
To: Luczynski, Ned <Ned.Luczynski@myfloridahouse.gov>
Cc: Young, Kimberly <Kimberly.Young@LASPBS.STATE.FL.US>; Till, Jonathan <Jonathan.Till@myfloridahouse.gov>; Ingoglia, Blaise <Blaise.Ingoglia@myfloridahouse.gov>
Subject: Fwd: Request

Good morning. Please see below the request for excused absence from Rep. Ingoglia.

Thank you!

-- Ashley Hofecker

Begin forwarded message:

From: "Ingoglia, Blaise" <Blaise.Ingoglia@myfloridahouse.gov>
Date: October 12, 2017 at 7:15:12 AM EDT
To: "Burgess, Danny" <Danny.Burgess@myfloridahouse.gov>
Cc: "Hofecker, Ashley" <Ashley.Hofecker@myfloridahouse.gov>
Subject: Request

Chairman Burgess,

I am respectfully requesting to be excused from the Insurance and Banking Subcommittee on Oct 12, 2017.

Thank you in advance for your consideration.

Blaise Ingoglia
State Representative, District 35

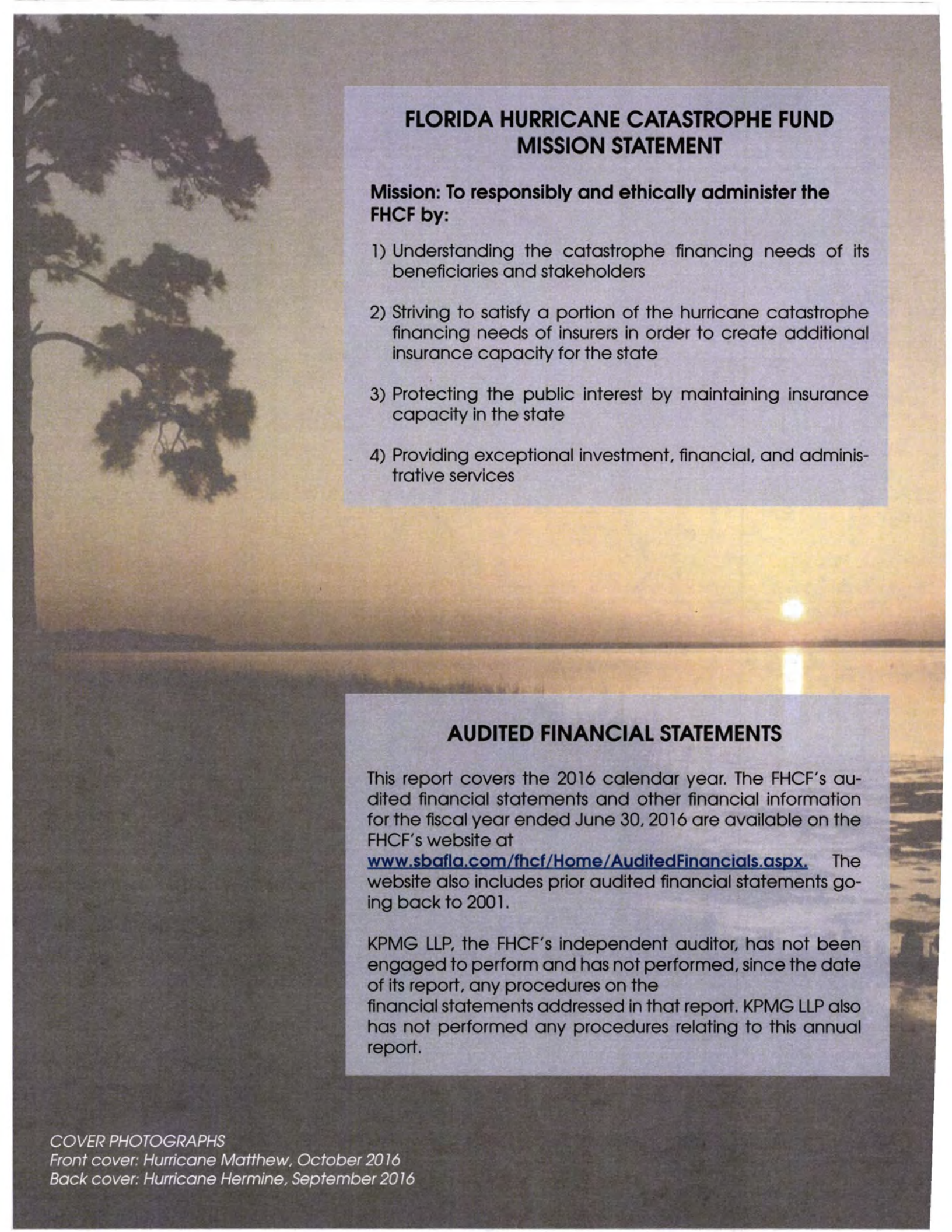
A satellite image of a hurricane over the Gulf of Mexico. The hurricane's eye and spiral cloud bands are clearly visible. The outlines of the United States and Mexico are overlaid on the image. The text is positioned on the left side of the image.

**STATE BOARD OF
ADMINISTRATION
OF FLORIDA**

**FLORIDA
HURRICANE
CATASTROPHE
FUND**

**2016
ANNUAL
REPORT**

A horizontal rainbow gradient bar at the bottom of the page, transitioning from purple on the left to red on the right.



FLORIDA HURRICANE CATASTROPHE FUND MISSION STATEMENT

Mission: To responsibly and ethically administer the FHCF by:

- 1) Understanding the catastrophe financing needs of its beneficiaries and stakeholders
- 2) Striving to satisfy a portion of the hurricane catastrophe financing needs of insurers in order to create additional insurance capacity for the state
- 3) Protecting the public interest by maintaining insurance capacity in the state
- 4) Providing exceptional investment, financial, and administrative services

AUDITED FINANCIAL STATEMENTS

This report covers the 2016 calendar year. The FHCF's audited financial statements and other financial information for the fiscal year ended June 30, 2016 are available on the FHCF's website at

www.sbafla.com/fhcf/Home/AuditedFinancials.aspx. The website also includes prior audited financial statements going back to 2001.

KPMG LLP, the FHCF's independent auditor, has not been engaged to perform and has not performed, since the date of its report, any procedures on the financial statements addressed in that report. KPMG LLP also has not performed any procedures relating to this annual report.

COVER PHOTOGRAPHS

Front cover: Hurricane Matthew, October 2016

Back cover: Hurricane Hermine, September 2016

FROM THE CHIEF OPERATING OFFICER



STATE BOARD OF ADMINISTRATION OF FLORIDA

1801 HERMITAGE BOULEVARD, SUITE 100
TALLAHASSEE, FLORIDA 32308
(850) 488-4406

POST OFFICE BOX 13300
32317-3300

RICK SCOTT
GOVERNOR
CHAIR

JEFF ATWATER
CHIEF FINANCIAL OFFICER

PAM BONDI
ATTORNEY GENERAL

ASH WILLIAMS
EXECUTIVE DIRECTOR & CIO

It's been my privilege to lead the staff of the Florida Hurricane Catastrophe Fund (FHCF) through another successful year that has included significant financial developments and the first hurricanes to cause property damage in Florida in a decade.

Operating under the direction of the State Board of Administration (SBA) Trustees, consisting of Governor Rick Scott, Chief Financial Officer Jeff Atwater, and Attorney General Pam Bondi, and SBA Executive Director and Chief Investment Officer Ash Williams, the FHCF continues to be a force for stability and predictability in Florida's inherently volatile residential property insurance market.



This report includes background information on the purpose, operations, and finances of the FHCF and a compendium of historically important data. All of us at the FHCF hope that this report will provide you with useful information, and we'd like to remind you that the very latest information is always available on our website, www.sbafla.com/fhcf.

Reflecting on more than two decades of FHCF history, and looking forward to our ongoing mission on behalf of Florida residents and the Florida economy, some thanks are in order:

- To Dr. Jack E. Nicholson, who led the FHCF as Chief Operating Officer from its earliest days until his retirement in March 2016,
- To the SBA Trustees and Executive Director Ash Williams, who have provided steady support for the FHCF's efforts to avail itself of opportunities that enhance our ability to fulfill our statutory mission,
- To the FHCF Advisory Council, which has provided sound advice and support throughout the history of the FHCF, and, of course,
- To the staff of the FHCF and our service providers who continually seek to improve our ability to fulfill our mission.

Finally, on behalf of all of us at the FHCF and the SBA, thank you for your interest in the FHCF.

Anne T. Bert
Chief Operating Officer,
Florida Hurricane Catastrophe Fund

WHAT IS THE FLORIDA HURRICANE CATASTROPHE FUND?

The Florida Hurricane Catastrophe Fund (FHCF) is a state trust fund that provides reimbursement to residential property insurers for a portion of their Florida catastrophic hurricane losses.

In the aftermath of Hurricane Andrew, which struck Florida in August 1992, causing over \$15 billion in insured losses and at least 11 insurer insolvencies, the Florida Legislature recognized that an unstable market for property insurance threatens the state's economy. Finding that there was a need for a state program to provide a "stable and ongoing" source of reimbursement to insurers, the Legislature created the FHCF to operate "exclusively for the purpose of protecting and advancing the state's interest in maintaining insurance capacity" in Florida.

The FHCF fulfills its statutory mission by providing reliable, dependable, and predictable coverage that is limited to genuinely catastrophic losses, and by striving to assure that reimbursements are paid promptly and in sufficient amounts.

The coverage provided by the FHCF is similar to private reinsurance (although there are also a number of significant differences). Historically, the FHCF has generated significant premium savings for Florida policyholders by making FHCF protection available to insurers at a lower cost than the market price for comparable reinsurance.

The FHCF is able to provide coverage at a lower cost than the private market prices because it does not include a profit factor or risk load in its rates and because it is exempt from federal taxes.



Hurricane Andrew, August 1992

HOW DOES THE FHCF WORK?

Participation in the FHCF is mandatory. Each insurer that holds a certificate of authority to write residential property insurance in Florida is required by law to maintain FHCF coverage (except for insurers with Florida exposures below a de minimis threshold).

The FHCF is designed to be self-supporting except in extraordinary circumstances. It charges each insurer an actuarially-determined premium for the coverage provided, but when the cash balance of the fund is not sufficient to meet the fund's obligations, the FHCF can rely on the proceeds of revenue bonds backed by assessments on most types of property and casualty insurance premiums. The FHCF also engages in financing and risk-transfer activities intended to improve liquidity and minimize the need for assessments.

In general, the FHCF covers a percentage of the insurer's hurricane losses in excess of the insurer's "re-

retention" (similar to a deductible), up to a maximum payout. The current coverage percentage options are 90%, 75%, or 45%, as selected by the insurer when it executes its FHCF reimbursement contract. The insurer's retention is based on its share of the FHCF's total retention (\$7.0 billion for the 2016-2017 contract year), and the maximum payout is the insurer's share of the statutory coverage limit (currently \$17.0 billion).

Premiums, retentions, and coverage limits are based on each insurer's annual reporting of insured values by occupancy type, construction, and ZIP Code and on the hurricane loss projection models found acceptable by the Florida Commission on Hurricane Loss Projection Methodology.

The FHCF is exempt from federal taxes and is authorized to issue post-event revenue bonds on a tax-exempt basis.

FHCF Operational Responsibilities

FHCF staff members are responsible for managing the in-house operations of the FHCF and overseeing the work of outside service providers.

FHCF staff responsibilities include financial and administrative operations, preparation for internal and external audits, development and management of exposure and loss examination programs, debt financing and related activities, and legal matters.

The FHCF contracts with service providers for administrative services, actuarial services, financial services, examination of insurers, legal services, and audit services.

The FHCF relies on staff of the State Board of Administration (SBA) for investment services, information technology services, and other support.

The FHCF Advisory Council provides advice and information regarding implementation of the FHCF statute. The Advisory Council also reviews and discusses all proposed FHCF rules before they are submitted to the SBA Trustees for approval.

COVERAGE, RETENTION, AND LIMITS

Insurers covering residential properties in Florida are required by law to enter into a reimbursement contract with the FHCF (except for insurers that are exempt by virtue of de minimis Florida exposures and non-admitted insurers). Under the contract, which runs from June 1 of a given year through May 31 of the following year, the FHCF promises to reimburse the insurer:

- For a **percentage** of the insurer’s total residential losses from a hurricane...
- In excess of the insurer’s **retention** (which is similar to a deductible)...
- Plus a 5% supplement in lieu of covering the insurer’s actual loss adjustment expenses...
- Up to a limit that reflects the insurer’s share of the FHCF’s actual claims-paying capacity, not to exceed the insurer’s share of the statutory maximum obligation (currently \$17 billion).

Every year, the insurer selects a coverage percentage, which may be 90%, 75%, or 45%. When FHCF post-event revenue bonds are outstanding, the insurer may not decrease its percentage selection from one year to the next.

Aggregate retention for the FHCF is determined according to a statutory formula. **For the 2016-2017 contract year, aggregate industry retention is \$7.0 billion.**

An insurer’s retention is determined by multiplying its FHCF premium by a retention multiple that is calculated under the FHCF premium formula.

The retention multiples for the 2016-2017 contract year are:

Coverage Percentage	2016-2017 Retention Multiple
90%	5.1028
75%	6.1234
45%	10.2056

Similarly, an insurer’s coverage limit is determined by multiplying its FHCF premium by a payout multiple calculated under the premium formula. **For the 2016-2017 contract year, the payout multiple is 14.9294, based on the aggregate FHCF premium of \$1,138,696,000 billed as of December 31, 2016.**

See page 25 for historical data on participating insurers’ coverage percentage selections.

EXPOSURE REPORTING AND EXAMINATION PROGRAMS

FHCF participating insurers must report their exposures—that is, their insured values by ZIP Code, construction type, and occupancy type—each contract year. The report is as of June 30 of the contract year and must be filed no later than September 1 of the contract year.

The SBA Trustees annually adopt by rule the form for exposure reporting, known as the Data Call. Beginning with the 2014-2015 contract year, insurers have reported their exposures online through a system known as FHCF WIRE, which was developed in-house by the SBA Information Technology staff working with FHCF staff.

Contract Year 2016-2017 Exposure Concentration by County (\$ billion)		
County	Dollar Amount of FHCF Exposure	Percentage of Total FHCF Exposure
Palm Beach	194.9	9.2
Broward	167.5	7.9
Miami-Dade	159.4	7.5
Orange	138.4	6.5
Hillsborough	129.6	6.1
Lee	100.9	4.7
Pinellas	94.4	4.4
Duval	91.7	4.3
Collier	76.0	3.6
Brevard	67.4	3.2
All Other Counties	909.3	42.7
Totals*	2,129.6	100.0

*May not add due to rounding.

The Data Call provides the information necessary for calculation of the FHCF premiums and rate structure and for determination of a particular insurer's premium, retention, and coverage limit.

The FHCF examines participating insurers to verify the accuracy of their exposure reporting. Each year, FHCF contract examiners review the exposures of insurers responsible for at least 99% of the FHCF's total premium revenues.

The FHCF also examines insurers' reported losses. After a participating insurer receives FHCF reimbursements, the FHCF conducts examinations to verify that the insurer did not over-report its reimbursable losses to the FHCF.

See page 26 for historical data on premium adjustments resulting from exposure examinations.

RATEMAKING

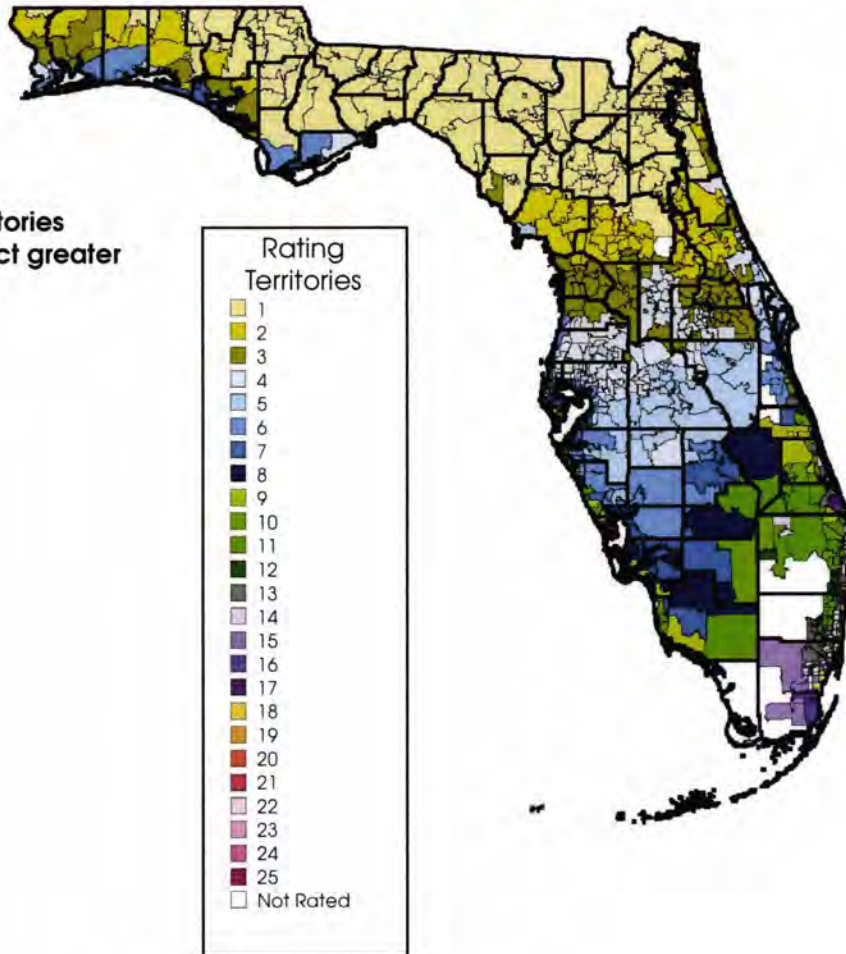
The FHCF statute provides for annual calculation of a premium formula for the FHCF by an independent actuarial consultant. After review by the FHCF Advisory Council, the premium formula for a particular contract year is then submitted to the SBA Trustees for adoption by rule. A unanimous vote of the Trustees is required.

The FHCF statute requires the FHCF to charge an "actuarially indicated" premium. Under the statute, an "actuarially indicated" premium is "an amount determined according to the principles of actuarial science to be adequate, but not excessive, to pay current and future obligations and expenses" of the FHCF which "reflect(s) each insurer's relative exposure to hurricane losses."

Applying this statutory definition, the FHCF reimbursement premium is based on hurricane risk and FHCF expenses, and does not reflect volatile market swings or include a profit-and-contingency factor or risk load.

In 2009, in an effort to reduce the FHCF's potential reliance on bonding, the Florida Legislature revised reimbursement premium calculations by adding a "cash build-up factor." The factor was phased in over a 5-year period and has remained at the 25% level since the 2013-2014 contract year.

The FHCF premium structure provides predictability for insurers by avoiding dramatic year-to-year changes and helps stabilize otherwise volatile markets.



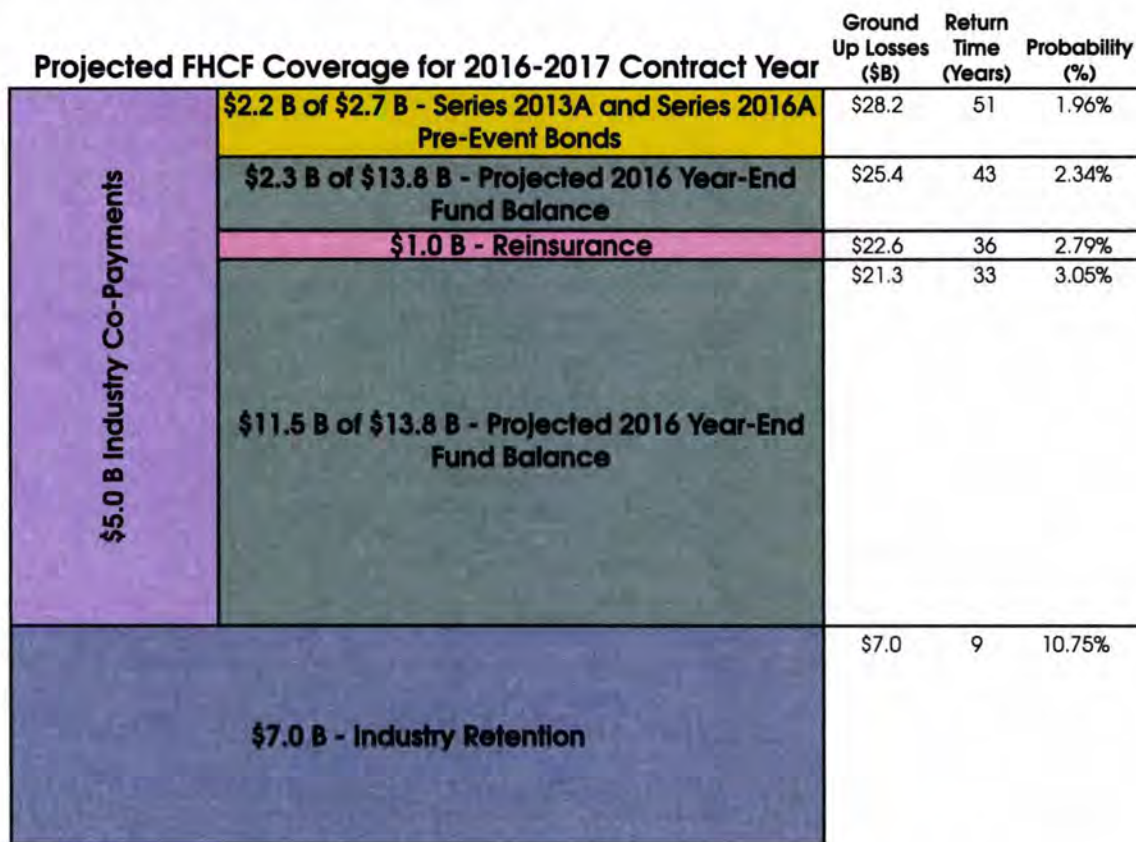
FUNDING SOURCES

By statute, the FHCF's maximum potential obligation is currently capped at \$17 billion. Reimbursement premiums paid by participating insurers are the primary source of funding to cover the FHCF's reimbursement obligations.

For the 2016-2017 contract year, estimated reimbursement premiums are \$1.139 billion. Because Florida enjoyed 10 hurricane-free years from 2006 through 2015, the FHCF has been able to accumulate an estimated cash balance of \$13.8 billion as of December 31, 2016.

In addition to premiums, other sources of liquidity to pay FHCF claims include investment income, proceeds from pre-event bonding, recoveries from reinsurance and other risk-transfer transactions, and proceeds from post-event revenue bonds.

This chart shows the FHCF's estimated claims-paying resources for the 2016-2017 contract year as of December 31, 2016:



Notes:

This chart previously appeared in the October 2016 FHCF Claims-Paying Capacity Estimates report. Not drawn to scale. In this chart the relevant data are aggregated for 158 FHCF participating insurers. The references to probabilities, probable maximum losses, and cash exhaustion are shown for illustrative purposes only. The probabilities in this chart are presented as if all of the participating insurers had uniform exposures and loss experiences. In actual practice, each participating insurer has its own retention and coverage limits based upon its actual exposures, and therefore each participating insurer has its own unique probabilities of triggering its FHCF coverage and reaching its FHCF coverage limit.

CLAIMS-PAYING CAPACITY

The FHCF does not constitute a full-faith-and-credit obligation of the State of Florida. Instead, the FHCF's potential obligation for a particular contract year is limited to its cash balance, risk transfer recoveries, and the amounts it is able to borrow.

The amount of FHCF post-event debt that the markets are willing to accept is therefore a critical factor in determining the FHCF's actual claims-paying capacity. In May and October of each year, the FHCF, in consultation with its financial advisors, calculates

its claims-paying capacity, including projected cash balance and projected bonding capacity for the ensuing 12-month and 24-month periods.

According to the October 2016 claims-paying capacity estimates, the FHCF's post-event bonding capacity for the first 12 months after an event is \$7.7 billion, with another \$6.6 billion of bonding capacity available for the following 12-month period, for a 24-month total estimated bonding capacity of \$14.3 billion.

See pages 23-24 for historical data on FHCF claims-paying capacity.



DEBT FINANCING AND RISK TRANSFER

After a hurricane, the FHCF will issue bonds when the FHCF's projected reimbursement payments exceed its cash resources. These bonds can be either taxable or tax-exempt. The primary source of revenue to pay off the bonds is emergency assessments on most property/casualty insurance premiums; workers' compensation, medical malpractice, accident and health, and federal flood insurance premiums are currently exempt from assessment. The maximum assessment percentage is 6 percent with respect to losses attributable to any one year and 10 percent with respect to losses from multiple years.

For the 2016-2017 contract year, the total amount of property/casualty direct written premium potentially subject to assessment (the "assessment base") is \$41.5 billion.

The State Board of Administration Finance Corporation (formerly known as the Florida Hurricane Catastrophe Fund Finance Corporation) is a public benefits corporation created under section 215.555(6)(d), Florida Statutes, to issue bonds on behalf of the FHCF. After the 2005 hurricane season, the Finance Corporation issued \$2.65 billion in post-event revenue bonds to cover the difference between the FHCF's reimbursement needs and its cash resources. Emergency assessments of 1.0% (later increased to 1.3%) were levied to pay off the bonds. In June 2014, after sufficient funds were raised to provide for full payment of the bonds, the SBA Trustees adopted a resolution terminating the emergency assessments with respect to policies issued or renewed on or after January 1, 2015.

Insurers depend on the FHCF for prompt payment of claims in sufficient amounts. One way the FHCF meets this liquidity need is by issuing "pre-event" debt. Although pre-event debt does not add to the FHCF's actual claims-paying capacity, the added liquidity provided through pre-event financing helps assure prompt payment and minimize market disruption.

Over the course of its history, the FHCF has issued \$9.5 billion in pre-event debt. The FHCF currently has \$2.7 billion in pre-event debt outstanding, with staggered maturities that reduce market access risk and smooth costs. This chart shows the FHCF's current outstanding debt:

Maturity Date	Series 2013A Pre-Event Bonds	Series 2016A Pre-Event Bonds	Total Pre-Event Bonds
	Principal (\$ million)		
7/1/2018	\$500		\$500
7/1/2019		\$550	\$550
7/1/2020	\$1,000		\$1,000
7/1/2021		\$650	\$650
Total	\$1,500	\$1,200	\$2,700

The FHCF has also transferred a portion of its risk through the procurement of reinsurance. For the 2015-2016 contract year, the FHCF procured \$1 billion of reinsurance that attached at an FHCF loss of \$12.5 billion. For the 2016-2017 contract year, the FHCF procured \$1 billion of reinsurance that attached at an FHCF loss of \$11.5 billion.

HURRICANE LOSSES AND MITIGATION

2016 Hurricane Season

During the 2016 hurricane season, 15 named storms formed, of which 7 became hurricanes, and 3 became major hurricanes. Two hurricanes caused property damage in Florida: Hermine, which made landfall in the Big Bend area on September 1, and Matthew, which stayed just offshore but caused damage along the Atlantic coast on October 6-7. No insurers had losses from Hurricane Hermine that triggered their FHCF coverage. FHCF reimbursements for Hurricane Matthew are expected to total less than \$1 million.

Hurricane Loss Reimbursement History

The FHCF has paid reimbursements to insurers for their hurricane losses from three hurricane seasons thus far: 1995, 2004, and 2005. This chart shows the amounts paid and the number of insurers affected:

Year	Covered Events	Number of Insurers Reimbursed by FHCF	Total FHCF Reimbursement Paid (\$ million)
1995	Erin, Opal Charley,	9	\$13
2004	Frances, Ivan, Jeanne	136	\$3,860
2005	Wilma	114	\$5,536

Hurricane Loss Mitigation Funding

The FHCF statute requires that the Legislature annually appropriate funds from the investment income of the FHCF for the purpose of reducing future hurricane

losses and related activities. A minimum of \$10 million must be appropriated each year, up to a maximum of 35 percent of the prior audited year's investment income.

The allocation of a portion of FHCF funds to the broad public purpose of hurricane loss mitigation was one of the factors that the U.S. Internal Revenue Service relied on in granting its private letter rulings establishing the tax-exempt status of the FHCF.

During the first six years that the mitigation funding requirement was in place (fiscal year 1997-1998 through fiscal year 2002-2003), varying amounts were appropriated and expended. Portions of the mitigation appropriation were subject to the Governor's line item veto in fiscal years 1997-1998 and 1999-2000.

For each fiscal year from 2003-2004 through the current fiscal year, the Florida Legislature's mitigation appropriation from the FHCF has been in the amount of \$10 million.

For fiscal year 2016-2017, the Legislature continued its recent practice of appropriating \$3 million to retrofit existing public hurricane shelters and \$7 million in funds to improve the wind resistance of residences and mobile homes.

See page 26 for historical data on mitigation appropriations from the FHCF.

2016 FHCF ACTIVITIES

FHCF activities in 2016 included:

- Six meetings of the FHCF Advisory Council
- Staff support for the Florida Commission on Hurricane Loss Projection Methodology
- Administration of the Insurance Capital Build-Up Incentive Program
- Revision of rules relating to the FHCF reimbursement contract, premium formula, and insurer reporting and responsibilities
- Publication of estimated claims-paying capacity reports
- Publication of the annual report of probable maximum loss, financing options, and potential assessments

The FHCF conducted its 16th annual Participating Insurers Workshop in Orlando on May 18-19, 2016. The keynote speaker was Rade Musulin, CEO of FBalliance Insurance Co., who discussed the history of the FHCF and its continuing importance to the market. The

workshop also included panel discussions on two important current issues: mitigation and assignment of insurance benefits.

Other speakers at the workshop included Belinda Miller of the Office of Insurance Regulation, Insurance Consumer Advocate Sha’Ron James, Fred Karlinsky of the Greenberg Traurig law firm, David Sharp of the National Weather Service, and Dr. Lorilee Medders of the Florida Catastrophic Storm Risk Management Center at Florida State University.

Educational opportunities for insurers at the workshop included “how-to” sessions with staff from the FHCF and staff from the FHCF’s Administrator and Actuarial Consultant, Paragon Strategic Solutions Inc., on subjects such as exposure reporting, data call changes, and contract changes, as well as breakout sessions to address particular insurer concerns.



LAWS AND RULES

These are the major laws and rules governing the FHCF and its activities:

Florida Statutes

Available online at

www.flsenate.gov/Laws/Statutes.

- **Section 215.555** is the basic FHCF statute
- **Section 215.557** provides for confidentiality of reports of insured values
- **Section 215.559** describes the Hurricane Loss Mitigation Program in the Division of Emergency Management
- **Section 215.5595** creates the Insurance Capital Build-Up Incentive Program
- **Section 627.0628** creates the Florida Commission on Hurricane Loss Projection Methodology

Florida Administrative Code

FHCF current and proposed rules are available on the FHCF website, www.sbafla.com/fhcf. These four rules are revised annually:

- **Rule 19-8.010, Reimbursement Contract**
- **Rule 19-8.028, Reimbursement Premium Formula**
- **Rule 19-8.029, Insurer Reporting Requirements**
- **Rule 19-8.030, Insurer Responsibilities**

FHCF rules that are not annually revised include:

- **Rule 19-8.012, Procedures to Determine Ineligibility for Participation in the Florida Hurricane Catastrophe Fund and to Determine Exemption from Participation in the Florida Hurricane Catastrophe Fund due to Limited Exposure**
- **Rule 19-8.013, Revenue Bonds Issued Pursuant to Section 215.555(6), F.S.**

See pages 19-21 for the history of major legislative changes affecting the FHCF.



STATE BOARD OF ADMINISTRATION OF FLORIDA



1801 Hermitage Blvd., Suite 100 Tallahassee, FL 32308 (850) 488-4406

Trustees

The Honorable Rick Scott

Governor, State of Florida
The Capitol
Tallahassee, FL 32399-0001

The Honorable Jeff Atwater

Chief Financial Officer, State of Florida
The Capitol
Tallahassee, FL 32399-0300

The Honorable Pam Bondi

Attorney General, State of Florida
The Capitol
Tallahassee, FL 32399-1050

Executive Director & Chief Investment Officer

Ash Williams

State Board of Administration of Florida
1801 Hermitage Boulevard, Suite 100
Tallahassee, FL 32308



FHCF ADVISORY COUNCIL

The FHCF statute requires the SBA Trustees to appoint a nine-member FHCF Advisory Council “to provide the board (SBA) with information and advice in connection with its duties” under the FHCF statute. The Advisory Council is required to include an actuary, a meteorologist, an engineer, a representative of insurers, a representative of insurance agents, a representative of reinsurers, and three consumer representatives.

The practice of the FHCF is to seek Advisory Council approval for each proposed rule revision prior to bringing the proposal before the SBA Trustees. The Advisory Council also reviews claims-paying capacity reports.

Advisory Council meeting materials and agendas from 1998 to the present are available on the FHCF website, www.sbafla.com/fhcf.

FHCF Advisory Council Members (as of December 31, 2016)

Chair, John Auer, CPCU	Representing Insurers
Vice Chair, Floyd Yager, FCAS, MAAA	Actuary
Donald D. Brown	Representing Reinsurers
M. Campbell Cawood, CFA	Representing Consumers
Alan B. Edwards, CLU, ChFC	Representing Insurance Agents
Kurtis R. Gurley, Ph.D.	Engineer
William Huffcut	Representing Consumers
David Walker, CPA	Representing Consumers
Vacant	Meteorologist



FLORIDA HURRICANE CATASTROPHE FUND STAFF

1801 Hermitage Boulevard, Suite 100
Tallahassee, FL 32308

Post Office Box 13300
Tallahassee, FL 32317-3300

(850) 413-1342

Anne T. Bert, CPM

Chief Operating Officer
anne.bert@sbafla.com

Steve Szypula, CPCU, ARe, CPM, CGFM

Director of Examinations
stephen.szypula@sbafla.com

Kathy Adkins, CPA, FCCM

Manager of Financial Operations
katherine.adkins@sbafla.com

Marcie Vernon, CPM

Senior Examiner Analyst III
marcie.vernon@sbafla.com

Melissa Hayes

Examiner Analyst II
melissa.hayes@sbafla.com

Melissa Macilveen

Financial Specialist II
melissa.macilveen@sbafla.com

Linda Guyas

Administrative Assistant, Exam Program
linda.guyas@sbafla.com

Gina Wilson, CPA, CPCU, ARe, CPM

Senior Director of Operations & Examinations
gina.wilson@sbafla.com

Leonard E. Schulte, J.D., CPCU, ARM, ARe, ARM-E

Director of Legal Analysis & Risk Evaluation
leonard.schulte@sbafla.com

Donna Sirmons

Manager of Modeling Program
donna.sirmons@sbafla.com

Patti Elsbernd

Senior Examiner Analyst III
patti.elsbernd@sbafla.com

Jordan Ware

Examiner Analyst II
jordan.ware@sbafla.com

Ramona A. Worley

Budget Analyst II
ramona.worley@sbafla.com

HISTORICAL AND STATISTICAL INFORMATION



HISTORY OF MAJOR LEGISLATIVE CHANGES

The Florida Legislature adopted the original FHCF statute, section 215.555, Florida Statutes, in a November 1993 special legislative session (see Chapter 93-409, Laws of Florida). Since then, the Legislature has amended the FHCF statute many times.

1995

- Tax-exempt status granted to the FHCF
- Retention and Payout Multiples created
- Three coverage options – 45%, 75%, and 90%
- Non-residential commercial property insurance excluded
- Exposure reporting date moved to September 1 for exposures existing as of June 30
- Loss reimbursement preferences provided to limited apportionment companies

1996

- FHCF Finance Corporation created
- Provisions established for issuance of tax-exempt debt
- “Property and Casualty” defined for purposes of emergency assessment

1998

- Advances provided to limited apportionment companies and residual market mechanisms

1999

- Subsequent season capacity created
- Initial season capacity limited to \$11 billion
- Emergency assessments set at 4% for debt service on storms occurring in one contract year and a 6% aggregate limit applied for emergency assessments for all years
- Insurers’ payout limited except for FRPCJUA and FWUA (now known as Citizens Property Insurance Corporation)
- Authority obtained to examine insurers’ records related to covered policies and losses

2002

- Coverage for additional living expense (ALE) added
- Coverage for certain collateral protection insurance policies added
- Provision established for optional inclusion of a rapid cash build-up factor

2004

- Capacity expanded by increasing emergency assessment authority sufficient to create \$15 billion of capacity and capacity to grow with exposure growth
- A transitional option was available for those insurers who preferred to base their FHCF coverage on \$11 billion overall capacity and an industry retention of \$4.9 billion
- The increase in assessment authority additionally allowed subsequent season capacity to expand to \$15 billion
- Insurance industry aggregate retention reset to \$4.5 billion and designed to grow with exposure growth
- Emergency assessment authority increased to 6% for debt service on storms occurring in one contract year with a 10% aggregate limit for all years
- Emergency assessment base expanded to include surplus lines with provision for the insurer to collect the assessments from policyholders as premiums are paid
- Emergency assessments may be used for debt service coverage and may also be used to refinance debt
- Medical malpractice insurers excluded from emergency assessments for any covered event occurring prior to June 1, 2007
- Exemption exposure limit increased to \$10 million
- Selection of reinsurers broadened
- Rulemaking authority added to allow for interest charges on late remittances

- Rulemaking authority added to allow for the exclusion of certain deductible buy-back and commercial residential excess policies
- Mitigation appropriations based on the most recent fiscal year-end audited financial statements
- Allocation of excess recoveries between Citizens Property Insurance Corporation accounts clarified
- Flexibility provided for ALE coverage
- Audit requirement language changed to reference "examination" in lieu of "audit"

2005

- Insurance industry aggregate retention reset to \$4.5 billion and set to grow with exposure growth
- Full retention required for the insurer's two largest covered events and then only one third of the full retention required for all other subsequent covered events

2006

- FHCF premiums to include a 25% rapid cash build-up factor
- Option to purchase, for the 2006 Contract Year only, additional FHCF coverage up to \$10 million for limited apportionment companies with retention equal to 30% of the insurer's surplus at a premium of 50% of the coverage selected

2007

- Mandatory 25% rapid cash build-up factor for FHCF premiums repealed
- Option to purchase additional FHCF coverage up to \$10 million for limited apportionment companies and certain other companies with retention equal to 30% of the insurer's surplus at a premium of 50% of the coverage selected extended for one year
- Option to purchase, for the 2007, 2008, and 2009 Contract Years only, additional FHCF coverage below the mandatory FHCF coverage layer; the Temporary Emergency Additional Coverage Options (TEACO) allowed insurers to choose optional FHCF coverage based upon their share of an industry retention amount of \$3 billion,

\$4 billion, or \$5 billion

- Option to purchase, for the 2007, 2008, and 2009 Contract Years only, additional FHCF coverage above the mandatory FHCF coverage; each insurer could purchase its share of a \$12 billion Temporary Increase in Coverage Limits (TICL) option
- SBA authorized with option to increase FHCF coverage limits by an additional \$4 billion
- Definition of "covered policy" amended to include commercial self-insurance funds that include homeowners' associations, condominium associations, etc. and these entities will be considered insurers for purposes of FHCF emergency assessments
- Provision allowing Citizens Property Insurance Corporation to choose placement of policies transferred from a liquidated insurer under Citizen's Reimbursement Contract with the FHCF or to accept an assignment of the liquidated insurer's Reimbursement Contract with the FHCF indefinitely extended
- Medical malpractice insurers excluded from emergency assessments for any covered event occurring prior to June 1, 2010

2008

- Option to purchase additional FHCF coverage up to \$10 million for limited apportionment companies and certain other companies with retention equal to 30% of the insurer's surplus at a premium of 50% of the coverage selected extended for one year

2009

- Option to purchase additional FHCF coverage up to \$10 million for limited apportionment companies and certain other companies with retention equal to 30% of the insurer's surplus at a premium of 50% of the coverage selected extended for two and a half years to 2011
- 2010 Contract Year set to begin June 1 and end December 31; thereafter, contract years to begin January 1 and end December 31
- Temporary Increase in Coverage Limits (TICL) option reduced \$2 billion per year with a phase

out over six years, and the TICL premium increased by a factor each year respectively of 2, 3, 4, 5, and 6 by the 2013 Contract Year

- FHCF premiums to include a 5% cash build-up factor to increase by 5% per year until the 2013 Contract Year and 25% thereafter
- SBA authorization to increase FHCF's optional coverage limits by an additional \$4 billion was repealed
- Provision that allows for situations where the total reimbursement of losses to insurers exceeds the estimated claims-paying capacity of the fund, factors or multiples will be reduced uniformly among all insurers to be reimbursed
- May and October publications of FHCF estimated borrowing capacity and fund balance to include "estimated claims-paying capacity"
- Authority obtained to require certain documents to be notarized

2010

- Contract year restored to begin June 1 and end May 31
- Option to purchase additional FHCF coverage up to \$10 million for limited apportionment companies and certain other companies with retention equal to 30% of the insurer's surplus at a premium of 50% of the coverage selected was extended to expire on May 31, 2012
- Reimbursement Contract to be adopted by February 1 and executed by March 1 of each contract year
- FHCF capacity frozen at \$17 billion unless there is sufficient capacity for the current contract year and an excess of \$17 billion for the subsequent contract years
- Aggregate retention reset to a base amount of \$4.5 billion, subject to annual adjustment based on the change in reported exposure between 2004 and the contract year 2 years prior to a given contract year

- SBA must publish by January 1 the maximum capacity for mandatory coverage, the maximum capacity for any optional coverage, and the aggregate fund retention used to calculate the insurer's retention multiples
- Medical malpractice insurers excluded from emergency assessments for any covered event occurring prior to June 1, 2013

2011

- Definition of "losses" amended to include all incurred losses, including certain fees, and to provide more specificity as to what is excluded (losses under liability coverages, losses caused by non-covered perils, losses resulting from a voluntary expansion of coverage, bad faith awards, punitive damages, amounts in excess of policy limits, and amounts paid as reimbursement for condominium association and similar loss assessments)

2013

- The name of the Florida Hurricane Catastrophe Fund Finance Corporation changed to the State Board of Administration Finance Corporation
- Medical malpractice insurance excluded from emergency assessments for any covered event through May 31, 2016
- Outdated language relating to \$10 million additional coverage and Temporary Emergency Additional Coverage Options (TEACO) removed
- FHCF required to submit to the Legislature and Financial Services Commission an annual PML and financing options report for the upcoming hurricane season

2016

- Medical malpractice insurance excluded from emergency assessments for any covered event through May 31, 2019

GENERAL STATISTICAL SUMMARY THROUGH DECEMBER 31, 2016

(\$ BILLION)

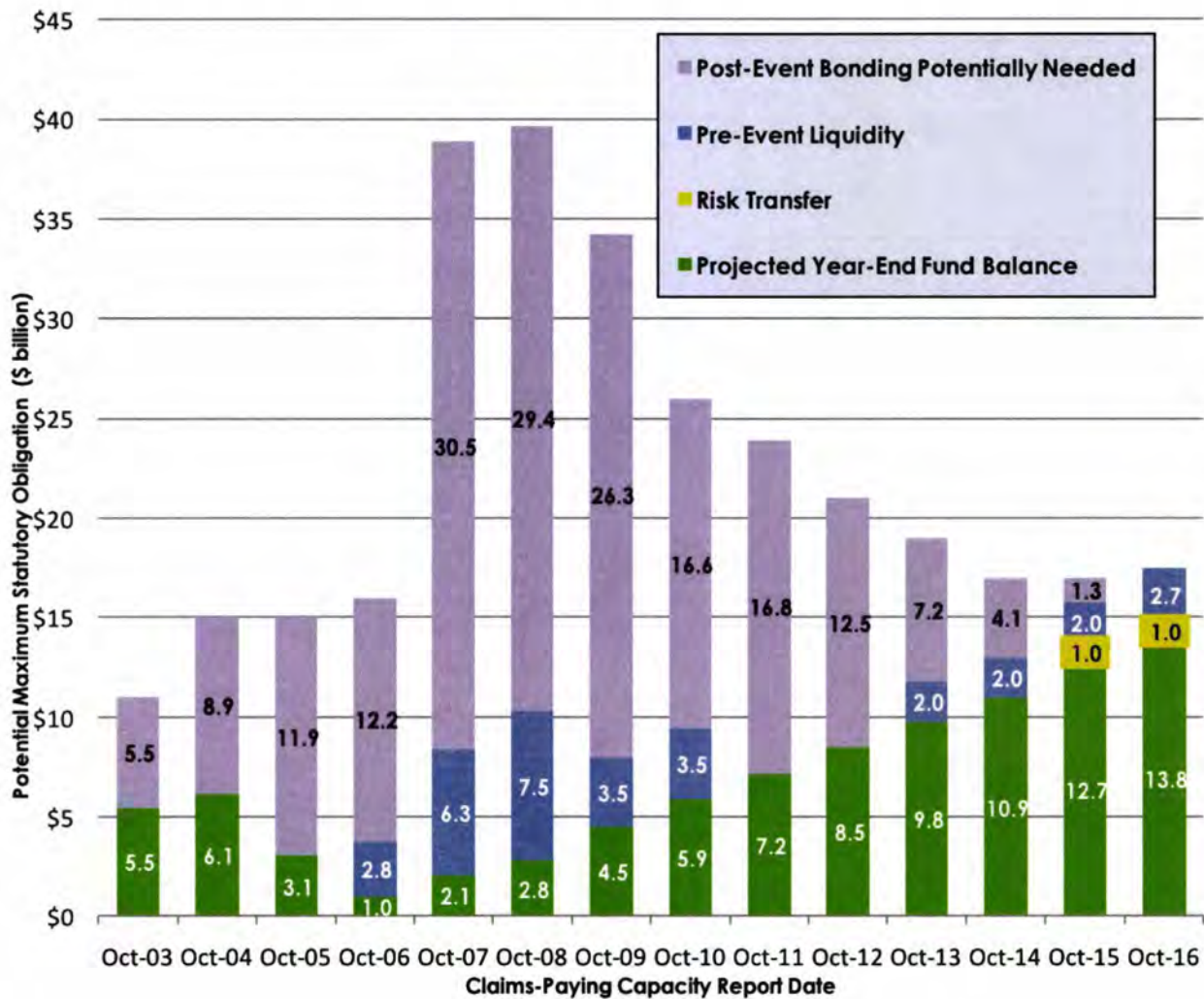
Contract Year	Number of Participating Insurers	Exposure	Reimbursement Premium	Projected Year-End Fund Balance	Aggregate Retention	Maximum FHC Obligation (Statutory Limit plus Optional Coverages as Selected by Insurers)
1995-96	290	747.3	0.4	0.9	3.07	N/A
1996-97	292	754.4	0.4	1.4	2.9	N/A
1997-98	307	760.4	0.5	2.0	3.1	N/A
1998-99	304	770.5	0.4	2.5	2.9	N/A
1999-00	288	798.8	0.4	3.1	3.1	11.0
2000-01	289	881.3	0.4	3.7	3.3	11.0
2001-02	279	922.1	0.5	4.3	3.4	11.0
2002-03	262	1,100.1	0.5	4.9	4.1	11.0
2003-04	240	1,192.5	0.5	5.5	4.4	11.0
2004-05a	49	49.8	0.6	6.1	4.6	11.0
2004-05b	187	1,270.8				15.0
2005-06	214	1,526.9	0.7	3.0	4.7	15.0
2006-07	213	1,791.7	1.1	1.0	5.6	15.5
2007-08	212	2,022.8	1.3	2.1	5.8	17.9
2008-09	200	2,115.5	1.3	2.8	6.4	27.8
2009-10	188	2,166.2	1.5	4.5	7.2	23.1
2010-11	175	2,164.5	1.3	5.9	6.9	18.8
2011-12	172	2,117.4	1.3	7.2	7.1	18.4
2012-13	170	2,076.2	1.3	8.5	7.1	17.0
2013-14	161	2,024.1	1.3	9.8	6.9	17.0
2014-15	161	2,046.0	1.3	11.0	7.1	17.0
2015-16	157	2,061.7	1.2	12.7	6.6	17.0
2016-17	158	2,129.6	1.1	13.8	See notes	17.0

Notes:

The premiums shown are as of December 31 of the contract year and do not reflect subsequent adjustments, except that premiums for the first three contract years are as of December 31, 2003. Premiums for contract years 2007-2008 through 2013-2014 include basic ("mandatory") FHC coverage as well as optional coverages. No optional coverages have been available for the 2014-2015 contract year or subsequent contract years. Data for the 2004-2005 contract year are split to reflect legislative changes that gave insurers a one-time choice between the coverage limit under the prior version of the statute and the amended version of the statute. The projected year-end fund balance is based on the claims-paying capacity estimate immediately prior to December 31 of the contract year and does not reflect subsequent adjustments. The aggregate retention amount for a contract year is the retention published and used in the premium formula report for the following year. Data for contract year 2016-2017 will become available after the premium formula report for 2017-2018 is finalized.

CLAIMS-PAYING RESOURCES AND POTENTIAL MAXIMUM STATUTORY OBLIGATION, 2003-PRESENT

(\$ BILLION)



Notes:

See page 11 for information on debt financing, including pre-event and post-event bonding. The ability of the FHCF to issue post-event bonds in the needed amount depends on market conditions at the time. Post-event bonds require the levying of emergency assessments on most property/casualty insurance premiums. Year-to-year fluctuations in the maximum obligation are due to legislative changes. Pre-Event Liquidity includes pre-event bonding and a put option that applied to the 2008 hurricane season. The October 2016 claims-paying capacity estimate includes \$0.5 billion of pre-event liquidity in excess of the statutory single-season maximum obligation of \$17 billion. For more detailed information, see the current and historic claims-paying capacity reports, available online at www.sbafla.com/fhcf/BondingProgram/BondingCapacityAnalysisReports.aspx.

ESTIMATED CLAIMS-PAYING CAPACITY

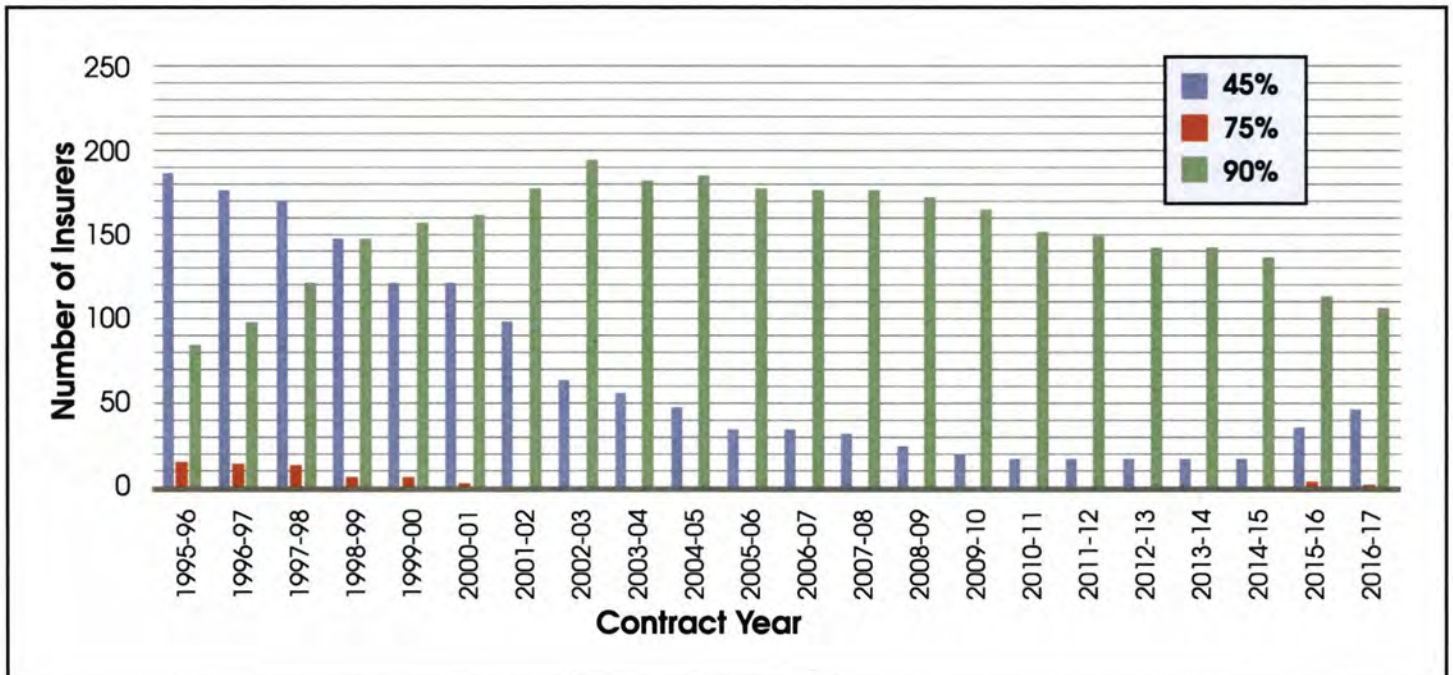
(\$ BILLION)

Contract Year	Estimated Borrowing Capacity Needed		Projected 12/31 Fund Balance	Pre-Event Debt and Other Liquidity Sources	Risk Transfer	Initial Season Estimated Claims-Paying Capacity
	May Estimate	October Estimate				
1995-96	4.0	---	0.9	---	---	4.9
1996-97	5.0	5.0	1.4	---	---	6.4
1997-98	5.5	6.0	2.0	---	---	8.0
1998-99	8.5	8.5	2.5	---	---	11.0
1999-00	8.7	7.9	3.1	---	---	11.0
2000-01	7.4	7.3	3.7	---	---	11.0
2001-02	6.7	6.7	4.3	---	---	11.0
2002-03	6.1	6.1	4.9	---	---	11.0
2003-04	5.5	5.5	5.5	---	---	11.0
2004-05	8.9	8.9	6.1	---	---	11.0/15.0
2005-06	12.1	12.0	3.0	---	---	15.0
2006-07	14.0	14.0	1.0	---	---	15.0
2007-08	26.0	25.8	2.1	---	---	27.9
2008-09	25.5	3.0	2.8	7.5	---	13.3
2009-10	8.0	11.0	4.5	3.5	---	19.0
2010-11	15.9	9.4	5.9	3.5	---	18.8
2011-12	11.3	8.0	7.2	0.0	---	15.2
2012-13	7.0	7.0	8.5	0.0	---	15.5
2013-14	5.2	5.2	9.8	2.0	---	17.0
2014-15	4.1	4.0	11.0	2.0	---	17.0
2015-16	0.0	0.1	12.7	3.2	1.0	17.0
2016-17	0.0	0.0	13.8	2.7	1.0	17.0

Notes:
Information in this chart is based on the FHCF's claims-paying capacity reports, available online at: www.sbafla.com/fhcf/BondingProgram/BondingCapacityAnalysisReports.aspx.
For contract year 1996-97 and subsequent years, "Initial Season Claims-Paying Capacity" reflects the October report. Estimated Claims-Paying Capacity consists of projected cash, plus reinsurance purchased, plus the estimated borrowing capacity. Optional coverages as actually selected by insurers are included for the years in which the options were available. This chart does not include any claims-paying capacity in excess of the applicable single-season statutory maximum obligation. Claims-paying capacity for the 2004-05 contract reflects the two contract options available in that contract year. The difference in claims-paying capacity between the 2006-07 and 2007-08 contract years is the result of legislation creating optional FHCF coverage limits (Ch. 2007-1, Laws of Florida, HB 1-A), which were subsequently phased out. Beginning in October 2008, claims-paying capacity estimates have been based on underwriters' estimates of the FHCF's actual ability to borrow, as distinguished from the FHCF's theoretical capacity assuming no market constraints.

INSURERS' COVERAGE PERCENTAGE SELECTIONS

Contract Year	Total Number	45% Coverage Selection			75% Coverage Selection			90% Coverage Selection		
		Number of Insurers	Percent of Insurers	Percent of Premium	Number of Insurers	Percent of Insurers	Percent of Premium	Number of Insurers	Percent of Insurers	Percent of Premium
1995-96	290	187	64.4%	12.2%	17	5.9%	2.8%	86	29.7%	85.0%
1996-97	292	177	60.6%	9.9%	16	5.5%	2.2%	99	33.9%	87.9%
1997-98	307	170	55.4%	7.0%	15	4.9%	2.0%	122	39.7%	91.0%
1998-99	304	148	48.7%	6.2%	8	2.6%	1.3%	148	48.7%	92.5%
1999-00	288	122	42.4%	5.2%	8	2.8%	1.2%	158	54.8%	93.6%
2000-01	289	122	42.2%	4.1%	5	1.7%	0.0%	162	56.1%	95.9%
2001-02	279	99	35.5%	2.1%	2	0.7%	0.0%	178	63.8%	97.9%
2002-03	262	65	24.8%	1.3%	2	0.8%	0.0%	195	74.4%	98.7%
2003-04	240	57	23.8%	1.6%	1	0.4%	0.0%	182	75.8%	98.5%
2004-05	236	49	20.8%	1.0%	1	0.4%	0.0%	186	78.8%	99.0%
2005-06	214	36	16.8%	0.5%	0	0.0%	0.0%	178	83.2%	99.5%
2006-07	213	36	16.9%	0.5%	0	0.0%	0.0%	177	83.1%	99.6%
2007-08	212	34	16.0%	0.2%	1	0.5%	0.1%	177	83.5%	99.7%
2008-09	200	27	13.5%	0.1%	0	0.0%	0.0%	173	86.5%	99.9%
2009-10	188	22	11.7%	0.1%	0	0.0%	0.0%	166	88.3%	99.9%
2010-11	175	20	11.4%	0.1%	0	0.0%	0.0%	155	88.6%	99.9%
2011-12	172	20	11.6%	0.1%	0	0.0%	0.0%	152	88.4%	99.9%
2012-13	170	20	11.8%	0.1%	0	0.0%	0.0%	150	88.2%	99.9%
2013-14	161	19	11.8%	0.1%	0	0.0%	0.0%	142	88.2%	99.9%
2014-15	161	20	12.4%	0.2%	0	0.0%	0.0%	141	87.6%	99.9%
2015-16	157	37	23.6%	7.9%	6	3.8%	12.2%	114	72.6%	79.9%
2016-17	158	48	30.4%	34.1%	3	1.9%	0.9%	107	67.7%	65.0%



FHCF FUNDING FOR HURRICANE LOSS MITIGATION

Fiscal Year	Amount Appropriated by the Florida Legislature	Amount Vetoed by the Governor	Amount Funded by the FHCF
1997-98	\$10,000,000	\$2,822,400	\$7,177,600
1998-99	\$12,500,000	\$0	\$12,500,000
1999-00	\$10,300,000	\$2,200,000	\$8,100,000
2000-01	\$12,200,000	\$0	\$12,200,000
2001-02	\$30,000,000	\$0	\$30,000,000
2002-03	\$19,075,309	\$0	\$19,075,309
2003-04	\$10,000,000	\$0	\$10,000,000
2004-05	\$10,000,000	\$0	\$10,000,000
2005-06	\$10,000,000	\$0	\$10,000,000
2006-07	\$10,000,000	\$0	\$10,000,000
2007-08	\$10,000,000	\$0	\$10,000,000
2008-09	\$10,000,000	\$0	\$10,000,000
2009-10	\$10,000,000	\$0	\$10,000,000
2010-11	\$10,000,000	\$0	\$10,000,000
2011-12	\$10,000,000	\$0	\$10,000,000
2012-13	\$10,000,000	\$0	\$10,000,000
2013-14	\$10,000,000	\$0	\$10,000,000
2014-15	\$10,000,000	\$0	\$10,000,000
2015-16	\$10,000,000	\$0	\$10,000,000
2016-17	\$10,000,000	\$0	\$10,000,000
TOTAL	\$234,075,309	\$5,022,400	\$229,052,909

EXPOSURE EXAMINATION ADJUSTMENTS

Each year, FHCF exposure examinations result in adjustments to some insurers' premiums.

Contract Year	Total Number of Insurers	Additional Premium Due	Number of Insurers Paying Additional Premiums	Refunds of Premium Made	Number of Insurers Receiving Refunds	Net Results
1994-95	379	\$ 7,832,038	40	\$ (10,572,916)	33	\$ (2,740,878)
1995-96	290	\$ 4,141,450	69	\$ (4,975,537)	38	\$ (834,087)
1996-97	292	\$ 3,095,482	30	\$ (2,389,171)	23	\$ 706,311
1997-98	307	\$ 3,457,428	47	\$ (4,166,782)	45	\$ (709,354)
1998-99	304	\$ 9,763,879	58	\$ (4,724,820)	30	\$ 5,039,059
1999-00	288	\$ 8,777,956	42	\$ (2,286,887)	21	\$ 6,491,069
2000-01	289	\$ 592,574	23	\$ (2,173,803)	46	\$ (1,581,229)
2001-02	279	\$ 1,586,752	29	\$ (1,219,890)	45	\$ 366,862
2002-03	262	\$ 1,225,832	22	\$ (1,542,389)	27	\$ (316,557)
2003-04	240	\$ 2,202,629	22	\$ (4,776,332)	40	\$ (2,573,703)
2004-05	236	\$ 1,832,211	32	\$ (1,885,217)	31	\$ (53,006)
2005-06	214	\$ 4,976,369	36	\$ (19,495,395)	34	\$(14,519,026)
2006-07	213	\$ 5,436,707	27	\$ (7,408,582)	15	\$ (1,971,875)
2007-08	212	\$ 1,012,171	8	\$ (28,516,498)	27	\$(27,504,327)
2008-09	200	\$ 5,140,583	9	\$ (8,777,723)	14	\$ (3,637,140)
2009-10	188	\$ 13,889,685	16	\$ (6,852,452)	13	\$ 7,037,233
2010-11	175	\$ 6,315,468	10	\$ (2,219,538)	13	\$ 4,095,930
2011-12	172	\$ 4,386,459	15	\$ (11,924,343)	9	\$ (7,537,884)
2012-13	170	\$ 1,028,926	8	\$ (1,615,631)	9	\$ (586,705)
2013-14	161	\$ 2,265,403	7	\$ (6,414,120)	11	\$ (4,418,717)
2014-15	161	\$ 348,001	3	\$ (18,511,401)	12	\$(18,163,400)
2015-16	157	\$ 1,534,420	5	\$ (125,303)	2	\$ 1,409,117

CONTRACT YEAR 2016-2017 KEY DATA

(AS OF 12/31/2016)

Number of participating insurers	158
Estimated reimbursement premium	\$1.139 billion
Exposure	\$2.130 trillion
Estimated fund balance, 12/31/2016	\$13.8 billion
Mitigation funding (FY 2016-2017)	\$10 million
Estimated claims-paying capacity	\$25.2 billion
Single-season maximum obligation	\$17 billion (with excess capacity)
Emergency assessment base	\$41.5 billion

Credit ratings:

Moody's	Aa3
Standard & Poor's	AA
Fitch	AA

See page 22 for historical data on reimbursement premiums, exposures, fund balances, and maximum obligations.



STATE BOARD OF
ADMINISTRATION OF
FLORIDA

FLORIDA HURRICANE
CATASTROPHE FUND

1801 HERMITAGE BOULEVARD, SUITE 100
TALLAHASSEE, FL 32308

FHCF@SBAFLA.COM
WWW.SBAFLA.COM/FHCF
(850) 413-1342

